

Economic Freedom Index

Group 5



The Index of Economic Freedom

“Economic freedom is the fundamental right of every human to control his or her own labor and property. In an economically free society, individuals are free to work, produce, consume, and invest in any way they please. In economically free societies, governments allow labor, capital, and goods to move freely, and refrain from coercion or constraint of liberty beyond the extent necessary to protect and maintain liberty itself.”

- Index covers **12 forms of freedoms**
- It is an annual index and ranking created in 1995 by **The Heritage Foundation** and **The Wall Street Journal**
- It measures the degree of economic freedom in the world's nations
- Economic freedom can bring a lot of benefits higher standard of living, clearer societies, human development, alleviating poverty



Variables and Indicators

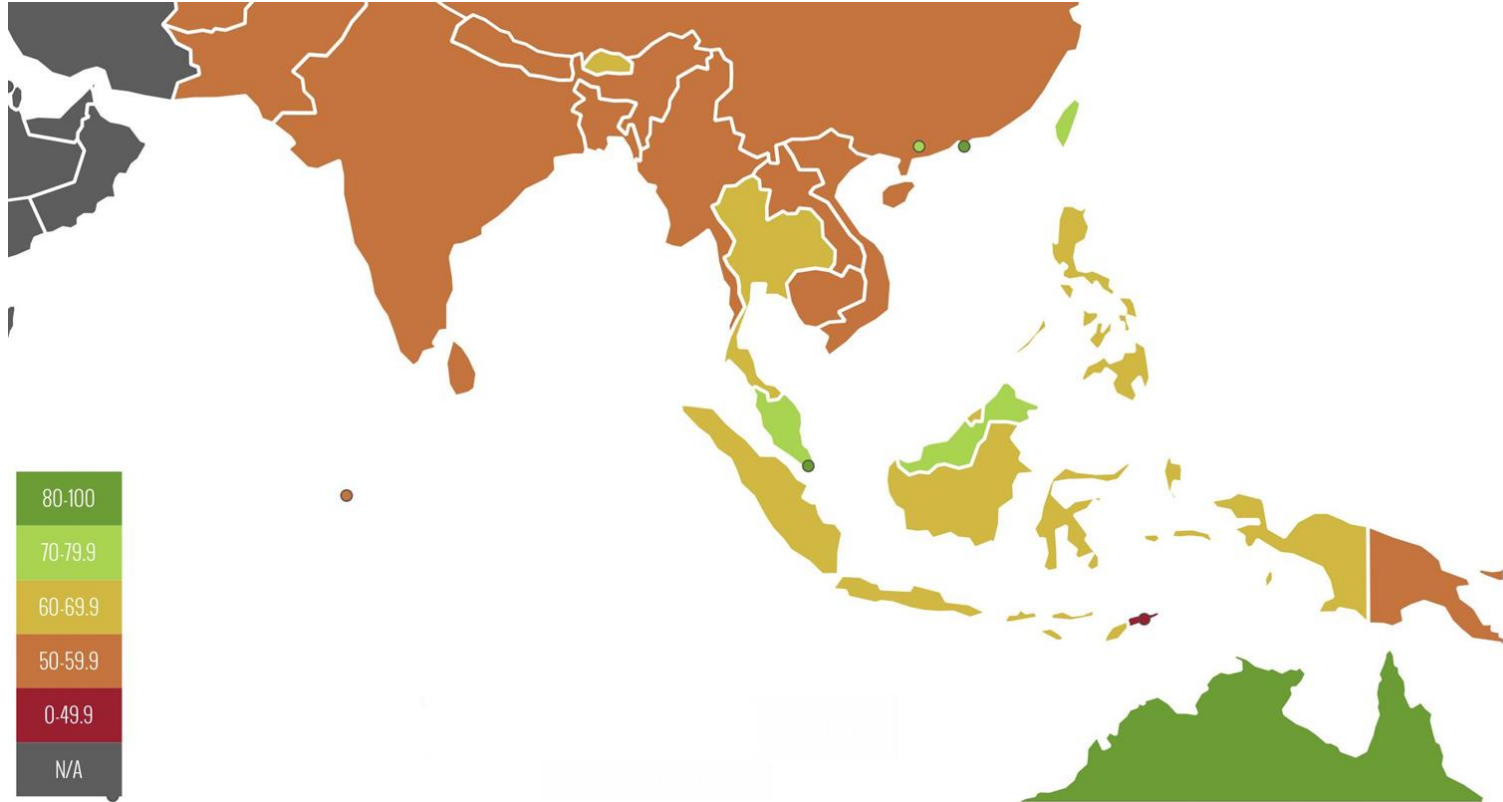
“We measure economic freedom based on 12 quantitative and qualitative factors, grouped into four broad categories, or pillars, of economic freedom”

1. **Rule of Law** (property rights, government integrity, judicial effectiveness)
2. **Government Size** (government spending, tax burden, fiscal health)
3. **Regulatory Efficiency** (business freedom, labor freedom, monetary freedom)
4. **Open Markets** (trade freedom, investment freedom, financial freedom)

These are compiled into a single score, according to which countries are ranked from most (highest score) to least free.

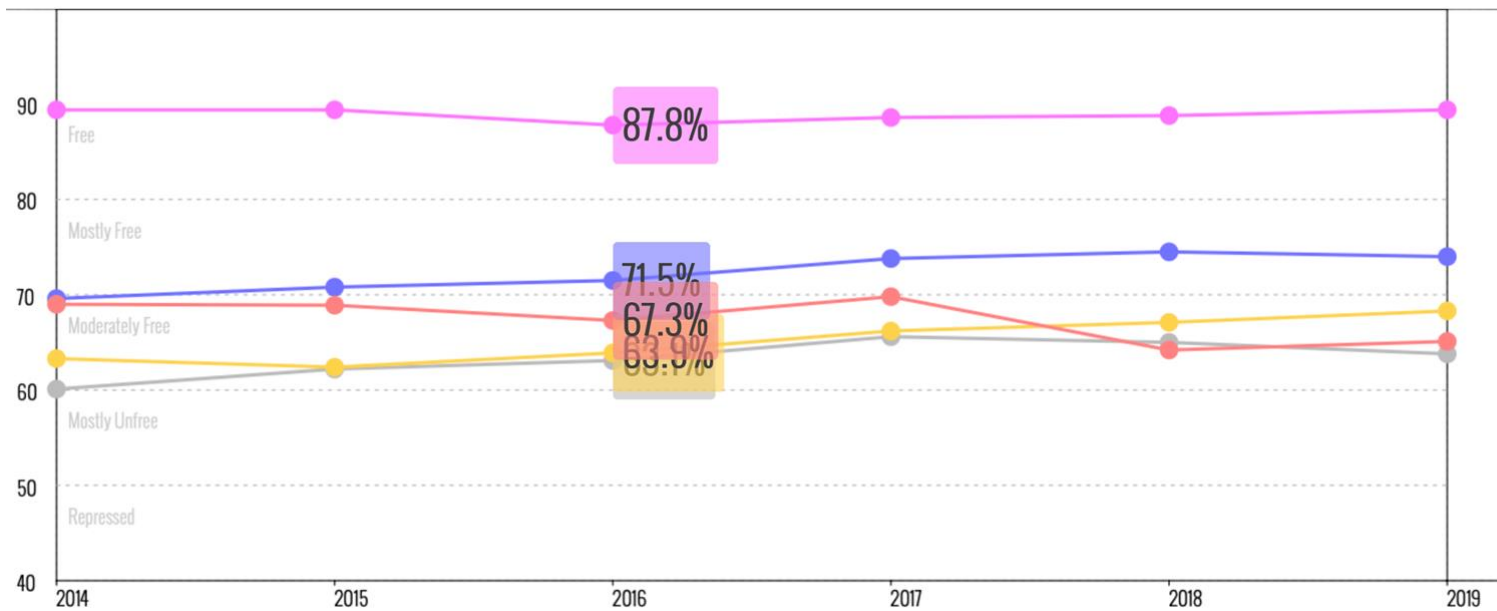


Interactive Heat Map

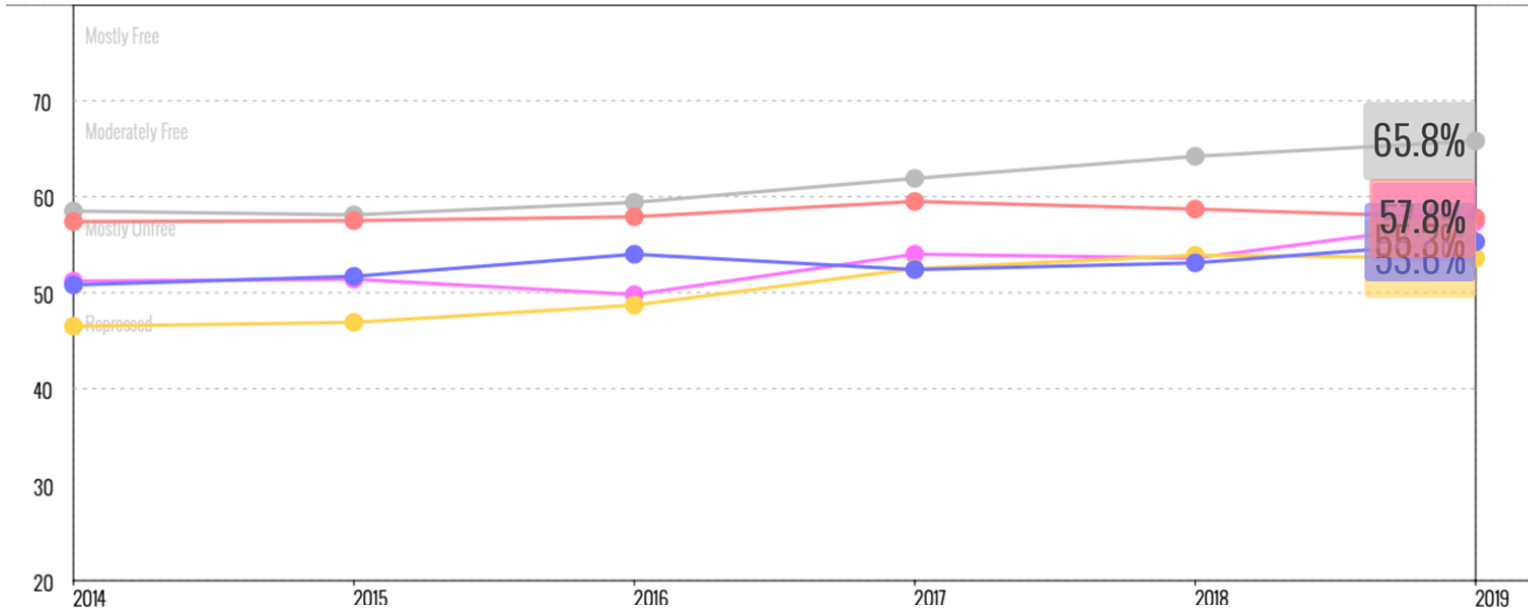


Ranking in ASEAN (5 Year)

2015	2016	2017	2018	2019
② SG (89.4)	② SG (87.8)	SG (88.6)	SG 88.6	② SG
③① Malay (70.8)	②④ Malay (71.5)	Malay (73.8)	Malay 74.5	②② Malay
③⑨ Brunei (68.9)	⑤① Brunei (67.3)	Bm (69.8)	TM 67.1	④③ TH
③⑤ TH (62.4)	⑥⑦ TH (63.9)	TH (66.2)	Phi 65	⑤⑥ Indo
⑦⑥ Philip (62.2)	⑦⑩ Phi (63.1)	Phili (65.6)	Bm 64.2	⑥③ Brunei
⑩⑤ Indo (58.1)	⑨⑨ Indo (59.4)	Indo (61.9)	Indo 67.2	⑦⑩ Phili
⑩⑩ Cambo (57.5)	⑩⑫ Cambo (57.9)	Cam (59.5)	Camb 58.7	⑩⑤ cambo
⑩⑨ Viet (51.7)	⑩⑧ Viet (54)	Lao (54)	Bur 53.9	⑩⑩ Laos
⑩⑤① Laos (51.4)	⑩⑤⑤ Laos (49.8)	Burma (52.5)	Lao 53.6	⑩②⑧ Viet
⑩⑥① Bur ma (46.9)	⑩⑤⑧ Burma (48.7)	Viet (52.4)	Viet 53.1	⑩③⑨ Burma



	2014	2015	2016	2017	2018	2019
■ Singapore	89.4	89.4	87.8	88.6	88.8	89.4
■ Philippines	60.1	62.2	63.1	65.6	65.0	63.8
■ Thailand	63.3	62.4	63.9	66.2	67.1	68.3
■ Malaysia	69.6	70.8	71.5	73.8	74.5	74.0
■ Brunei Darussalam	69.0	68.9	67.3	69.8	64.2	65.1



	2014	2015	2016	2017	2018	2019
Laos	51.2	51.4	49.8	54.0	53.6	57.4
Indonesia	58.5	58.1	59.4	61.9	64.2	65.8
Burma	46.5	46.9	48.7	52.5	53.9	53.6
Vietnam	50.8	51.7	54.0	52.4	53.1	55.3
Cambodia	57.4	57.5	57.9	59.5	58.7	57.8

JUMP TO

2014