

# **CLMV TRADE AND INVESTMENT**

**Nessara Sukpanich**

**June 24, 2019**

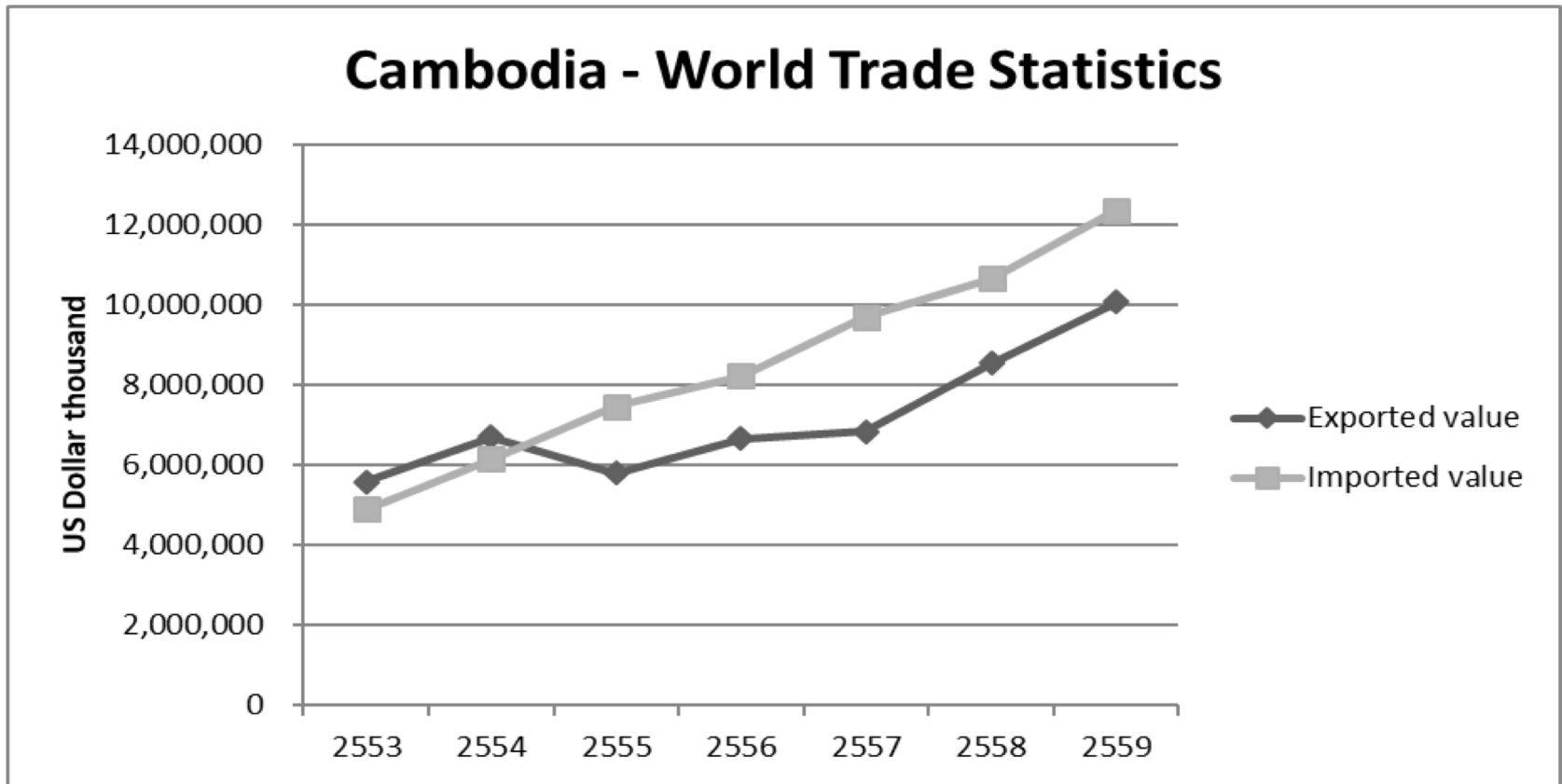


# OUTLINE

- **CLMV Trade with the rest of the world**
- **CLMV Trade with Thailand**
- **Inward FDI in CLMV**
- **Thai direct investment in CLMV**



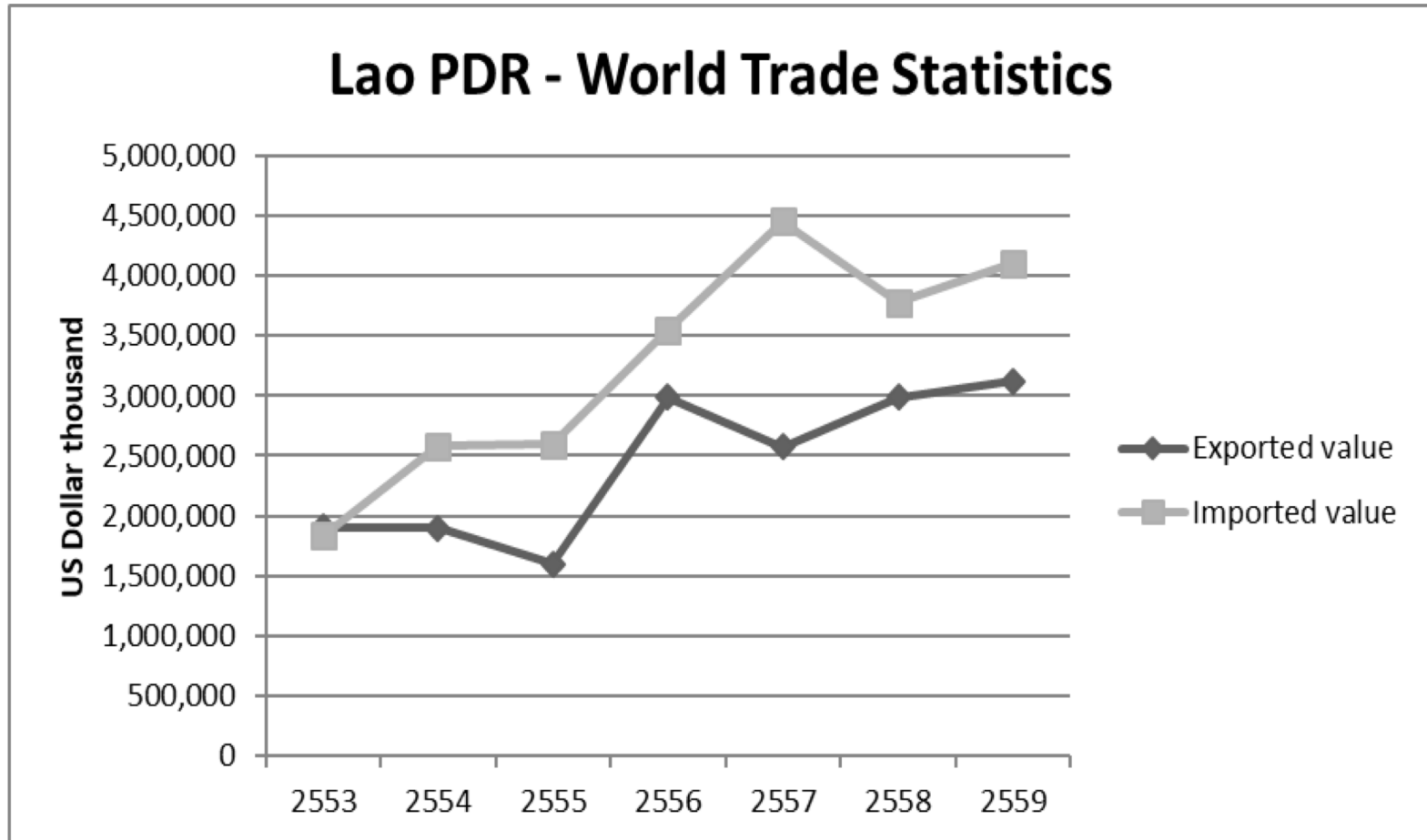
# CAMBODIA TRADE, WITH WORLD (2010 – 2016)



Source: [www.trademap.org](http://www.trademap.org)



# LAO PDR TRADE, WITH WORLD (2010 – 2016)

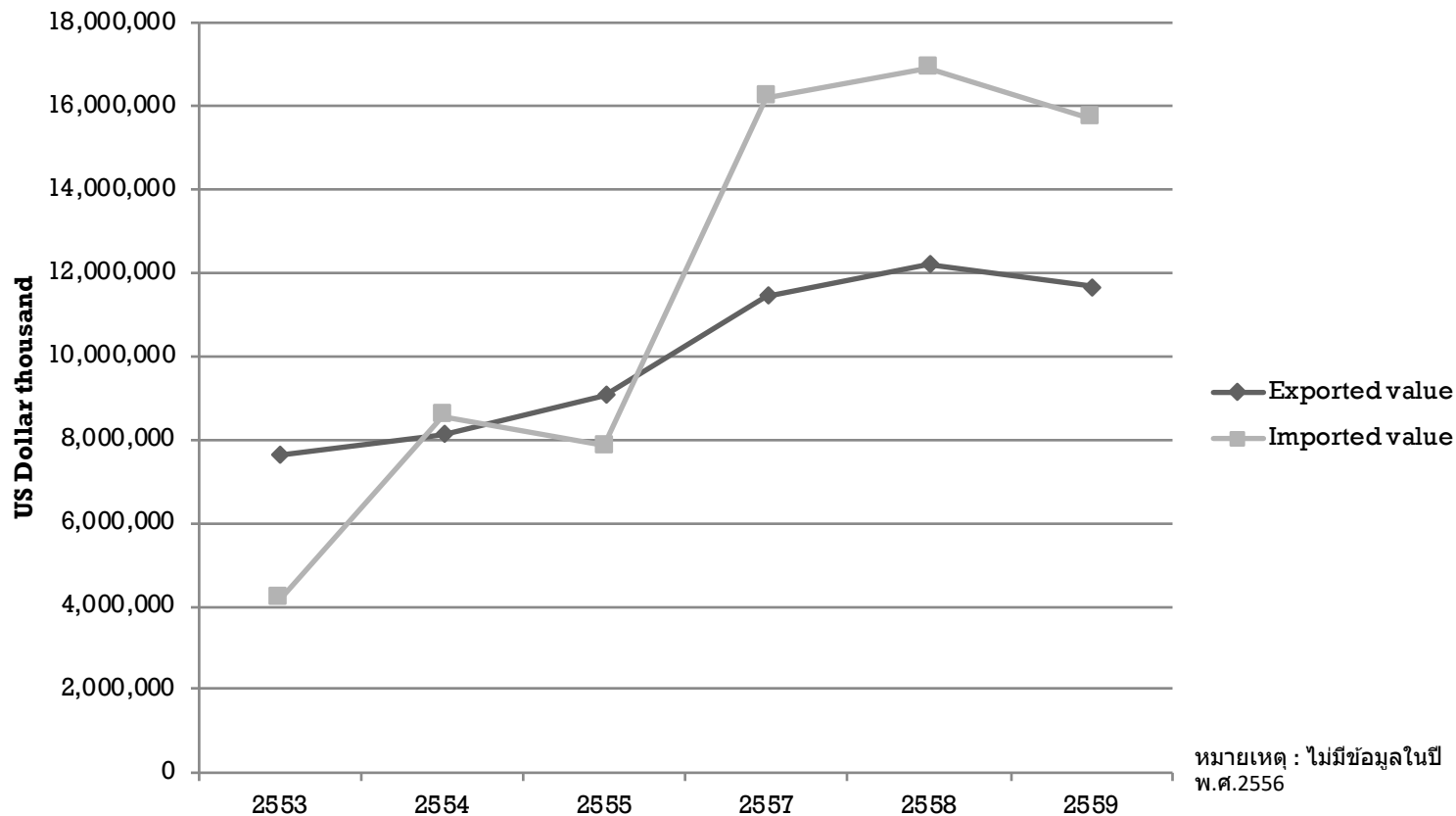


Source: [www.trademap.org](http://www.trademap.org)



# MYANMAR TRADE, WITH WORLD (2010 – 2016)

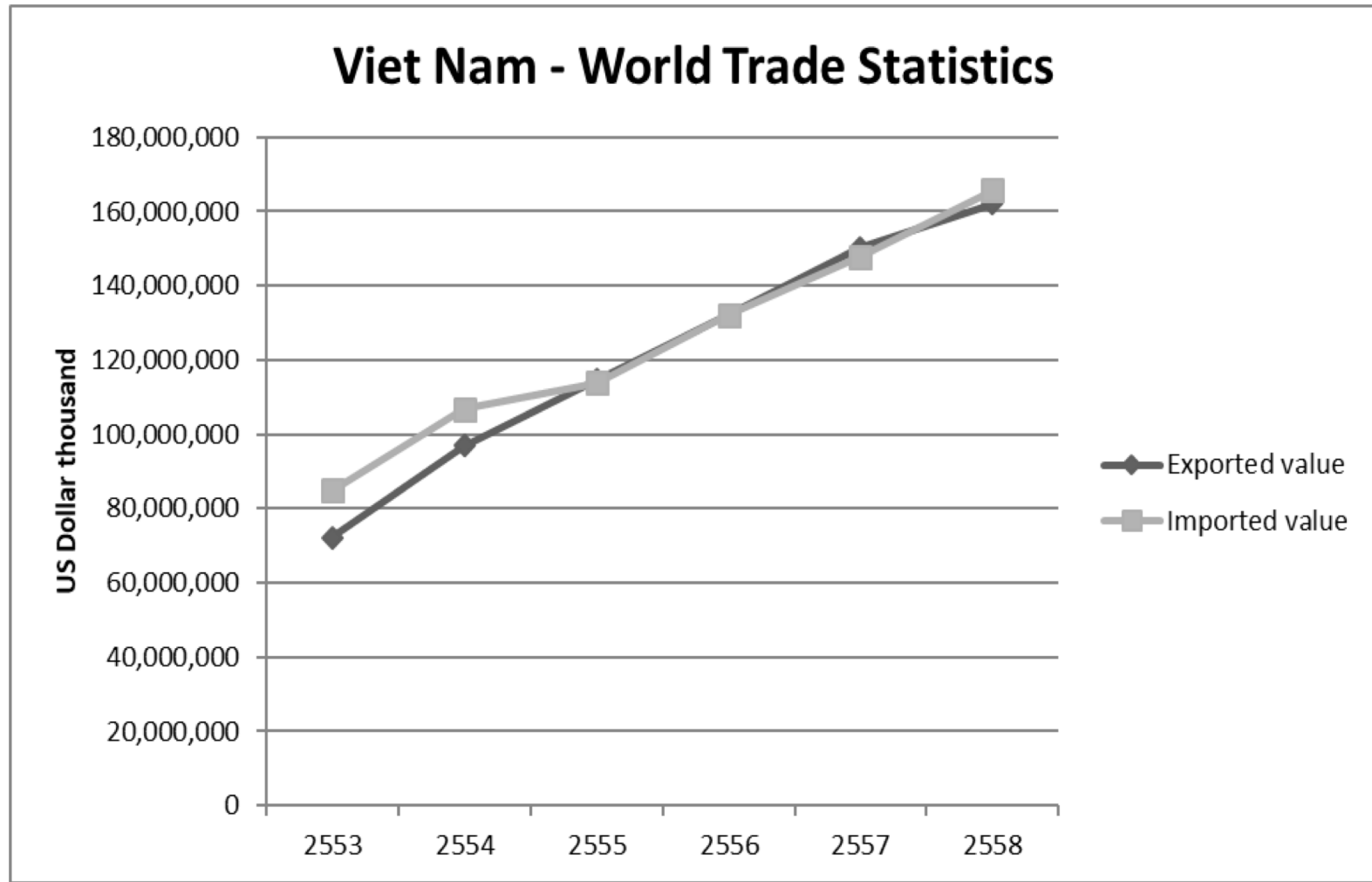
## Myanmar - World Trade Statistics



Source: [www.trademap.org](http://www.trademap.org)



# VIETNAM TRADE, WITH WORLD (2010 – 2016)



Source: [www.trademap.org](http://www.trademap.org)



# IMPORTANT TRADING PARTNERS (2016)

## CAMBODIA

Export Market	%	Import Source	%
USA	21.3	China	36.8
UK	9.5	Thailand	15.4
Germany	9	Vietnam	11.4
Japan	8.2	Taiwan	5.7
Canada	6.5	Singapore	4.6

## MYANMAR

Export Market	%	Import Source	%
China	40.8	China	34.4
Thailand	19.2	Singapore	14.5
India	8.9	Thailand	12.7
Singapore	7.6	Japan	8
Japan	5.7	India	7

## LAO PDR

Export Market	%	Import Source	%
China	36.1	Thailand	61.9
Thailand	31.3	China	18.2
Vietnam	17.2	Vietnam	10.1
India	2.8	Japan	2.2
Japan	1.9	South Korea	2

## VIETNAM

Export Market	%	Import Source	%
USA	20.7	China	29.8
China	10.2	South Korea	16.6
Japan	8.7	Japan	8.6
South Korea	5.5	Taiwan	6.6
Hongkong	4.3	Thailand	5

# IMPORTANT TRADING COMMODITIES, WITH WORLD (2016)

## CAMBODIA

<b>Export Goods</b>	<b>%</b>	<b>Import Goods</b>	<b>%</b>
Suits, ensembles, jackets, dresses, skirts, divided skirts, trousers, bib and brace overalls, breeches and shorts (not swimwear), women's or girls', knitted or crocheted	23.3	Fabrics; knitted or crocheted fabrics, other than those of headings 60.01 to 60.04	13.18
T-shirts, singlets and other vests; knitted or crocheted	12.05	Fabrics; knitted or crocheted fabrics of a width exceeding 30 cm,	9.27
Suits, ensembles, jackets, blazers, trousers, bib and brace overalls, breeches, shorts (not swimwear); men's or boys', knitted or crocheted	6.33	Petroleum oils and oils from bituminous minerals, not crude; preparations n.e.c	5.13
Jerseys, pullovers, cardigans, waistcoats and similar articles; knitted or crocheted	5.38	Woven fabrics of synthetic staple fibres, n.e.c. in chapter 55	4.31
Footwear; with outer soles of rubber, plastics, leather or composition leather and uppers of leather	4.99	Motor cars and other motor vehicles; principally designed for the transport of persons	3.28



# IMPORTANT TRADING COMMODITIES, WITH WORLD (2016)

## LAO PDR

Export Goods	%	Import Goods	%
Copper ores and concentrates	23.3	Petroleum oils and oils from bituminous minerals, not crude; preparations n.e.c,	13.18
Copper; refined and copper alloys, unwrought	12.05	Motor cars and other motor vehicles; principally designed for the transport of persons	9.27
Bananas, including plantains; fresh or dried	6.33	Transmission apparatus; parts	5.13
Transmission apparatus for radio-broadcasting or television	5.38	Waters, containing added sugar or sweetening matter, flavoured; other non-alcoholic beverages, not including fruit or vegetable juices of heading no. 2009	4.31
Waters, containing added sugar or sweetening matter, flavoured; other non-alcoholic beverages, not including fruit or vegetable juices of heading no. 2009	4.99	Vehicles; for the transport of goods	3.28



# IMPORTANT TRADING COMMODITIES, WITH WORLD (2016)

## MYANMAR

Export Goods	%	Import Goods	%
Petroleum gas and other gaseous hydrocarbons	27.16	Petroleum oils and oils from bituminous minerals, not crude; preparations n.e.c,	10.46
Vegetables, leguminous; shelled, whether or not skinned or split, dried	11.89	Cane or beet sugar and chemically pure sucrose, in solid form	8.71
Cane or beet sugar and chemically pure sucrose, in solid form	9.13	Vehicles; for the transport of goods	5.94
Suits, ensembles, jackets, blazers, trousers, bib and brace overalls, breeches and shorts (other than swimwear); men's or boys' (not knitted or crocheted)opper	4.95	Animal or vegetable fats and oils and their fractions; partly or wholly hydrogenated, inter-esterified, re-esterified or elaidinised, whether or not refined, but not further prepared	3.37
Rice	3.76	Motorcycles (including mopeds) and cycles; fitted with an auxiliary motor, with or without side-cars; side-cars	2.53

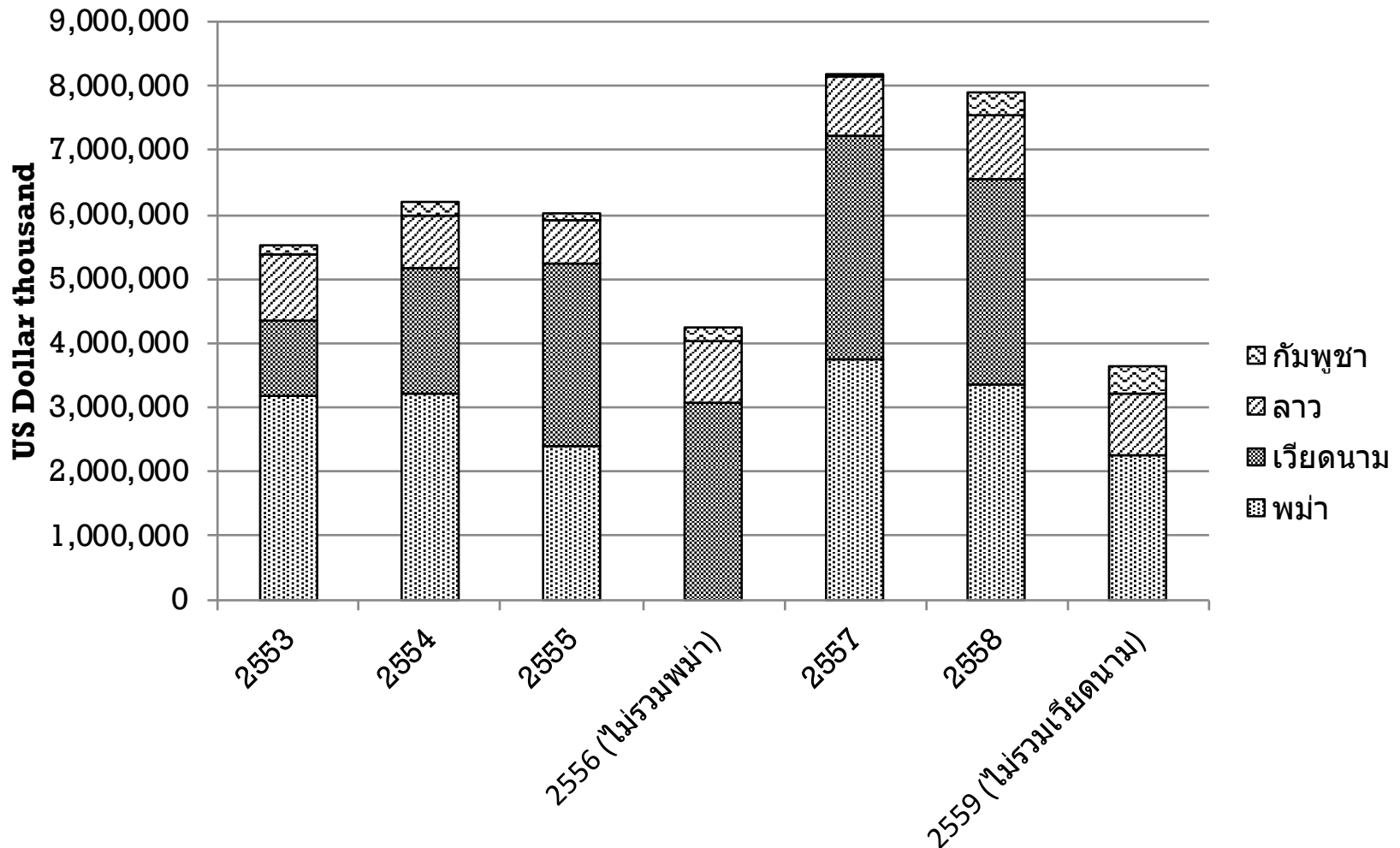
# IMPORTANT TRADING COMMODITIES, WITH WORLD (2016)

## VIETNAM

Export Goods	%	Import Goods	%
Telephone sets	19.79	Electronic integrated circuits	6.2
Electronic integrated circuits	6.77	Telephone sets	5.95
Commodities not elsewhere specified	4.78	Petroleum oils and oils from bituminous minerals, not crude; preparations n.e.c,	3.13
Footwear; with outer soles of rubber, plastics, leather or composition leather and uppers of textile materials	3.62	Aluminium; bars, rods and profiles	2.03
Footwear; with outer soles of rubber, plastics, leather or composition leather and uppers of leather	2.77	Commodities not elsewhere specified	1.85



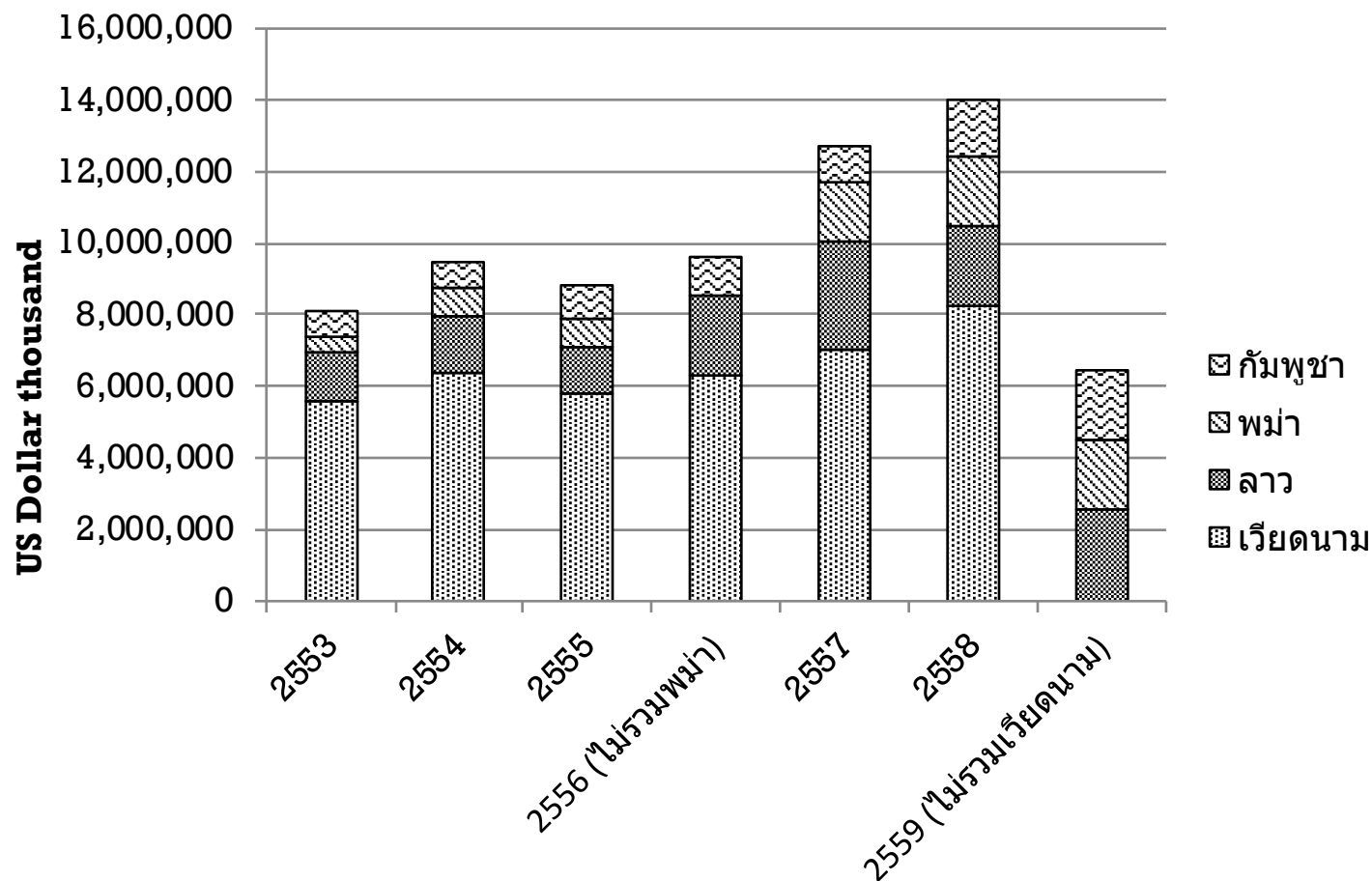
# CLMV EXPORT TO THAILAND, 2010 - 2016



Source: [www.trademap.org](http://www.trademap.org)



# CLMV IMPORT FROM THAILAND, 2010 - 2016



Source: [www.trademap.org](http://www.trademap.org)



# CLMV TRADE, WITH THAILAND, 2010 - 2016

## CAMBODIA

Unit: Thousand USD	2553	2554	2555	2556	2557	2558	2559
Trade value	840,810	916,947	1,097,495	1,307,304	1,097,391	1,907,689	2,329,195
Export to Thailand	150,087	190,470	96,362	221,223	49,991	346,201	419,153
Import from Thailand	690,723	726,477	1,001,133	1,086,081	1,047,400	1,561,488	1,910,042
Trade balance	<b>-540,636</b>	<b>-536,007</b>	<b>-904,771</b>	<b>-864,858</b>	<b>-997,409</b>	<b>-1,215,287</b>	<b>-1,490,889</b>

## LAO PDR

Unit: Thousand USD	2553	2554	2555	2556	2557	2558	2559
Trade value	2,341,673	2,418,218	1,994,082	3,239,846	3,949,380	3,230,691	3,518,893
Export to Thailand	1,022,056	841,708	694,739	956,019	916,720	1,008,077	977,425
Import from Thailand	1,319,617	1,576,510	1,299,343	2,283,827	3,032,660	2,222,614	2,541,468
Trade balance	<b>-297,561</b>	<b>-734,802</b>	<b>-604,604</b>	<b>1,327,808</b>	<b>2,115,940</b>	<b>1,214,537</b>	<b>-1,564,043</b>



# CLMV TRADE, WITH THAILAND, 2010 - 2016

## MYANMAR

Unit: Thousand USD	2553	2554	2555	2557	2558	2559
Trade value	3,650,684	3,977,747	3,164,128	5,331,412	5,316,621	4,227,405
Export to Thailand	3,177,247	3,216,930	2,394,644	3,746,023	3,359,358	2,241,497
Import from Thailand	473,437	760,817	769,484	1,585,389	1,957,263	1,985,908
Trade balance	<b>2,703,810</b>	<b>2,456,113</b>	<b>1,625,160</b>	<b>2,160,634</b>	<b>1,402,095</b>	<b>255,589</b>

## VIETNAM

Unit: Thousand USD	2553	2554	2555	2556	2557	2558
Trade value	6,785,124	8,321,847	8,624,076	9,352,988	10,526,806	11,447,233
Export to Thailand	1,182,842	1,938,259	2,832,178	3,069,559	3,473,523	3,177,666
Import from Thailand	5,602,282	6,383,588	5,791,898	6,283,429	7,053,283	8,269,567
Trade balance	<b>-4,419,440</b>	<b>4,445,329</b>	<b>2,959,720</b>	<b>-3,213,870</b>	<b>3,579,760</b>	<b>5,091,901</b>



# IMPORTANT TRADING COMMODITIES, WITH THAILAND (2015)

## CAMBODIA

Export Goods	%	Import Goods	%
Gold	40.3	Petroleum oil and oil from bituminous minerals, preparations	16.3
Insulated electric conductors	19.3	Gold	10.3
Dextrins and other modified starches	11.2	Motorcycles for the transport of persons	9.0
Parts for transmission and receptions apparatus	4.7	Waters, containing added sugar or sweetening matter, flavoured; other non-alcoholic beverages, not including fruit or vegetable juices of heading no. 2009	4.1
Automatic data-processing machines	4.7	Cement	3.8

# IMPORTANT TRADING COMMODITIES, WITH THAILAND (2015)

## LAO PDR

Export Goods	%	Import Goods	%
Copper	36.9	Petroleum oil and oil from bituminous minerals, preparations	18.8
Transmission apparatus	17.2	Parts for transmission and receptions apparatus	8.2
Telephone sets	8.0	Motor cars and other motor vehicles	8.1
Roots and tubers of manioc, arrowroot, salep, Jerusalem artichokes, sweet potatoes and similar	7.1	Waters, containing added sugar or sweetening matter, flavoured; other non-alcoholic beverages, not including fruit or vegetable juices of heading no. 2009	7.0
Parts for transmission and receptions apparatus	5.3	Rice	3.0

# IMPORTANT TRADING COMMODITIES, WITH THAILAND (2015)

## MYANMAR

Export Goods	%	Import Goods	%
Petroleum gas and other gaseous hydrocarbons	80.2	Cane or beet sugar and chemically pure sucrose, in solid form	14.2
Fish, fresh or chilled	4.2	Cement	8.9
Crustaceans	2.3	Motorcycles	7.2
Copper	1.7	Petroleum oil and oil from bituminous minerals, preparations	5.7
Live fish	1.4	Motor vehicles for transport of goods	4.6



# IMPORTANT TRADING COMMODITIES, WITH THAILAND (2015)

## VIETNAM

Export Goods	%	Import Goods	%
Telephone sets	18.2	Petroleum oil and oil from bituminous minerals, preparations	14.4
Petroleum oils and oils obtained from bituminous minerals, crude	5.9	Air conditioning machines	5.2
Flat-rolled products of iron or non-alloy steel	4.1	Motor vehicles for the transport of goods	4.6
Fish fillets and other fish meat, fresh, chilled or frozen	3.3	Parts and accessories for tractors, motor vehicles for the transport of ten or more persons, motor	3.7
Monitors and projectors	3.1	Refrigerators, freezers and other refrigerating or freezing equipment, electric or other; heat	2.8



# **TOYOTA CAMRY STARTING PRICE**

USA: 24,095 USD

THAILAND: 1.445 millions Baht or 46,600 USD

LAO PDR: 44,000 USD

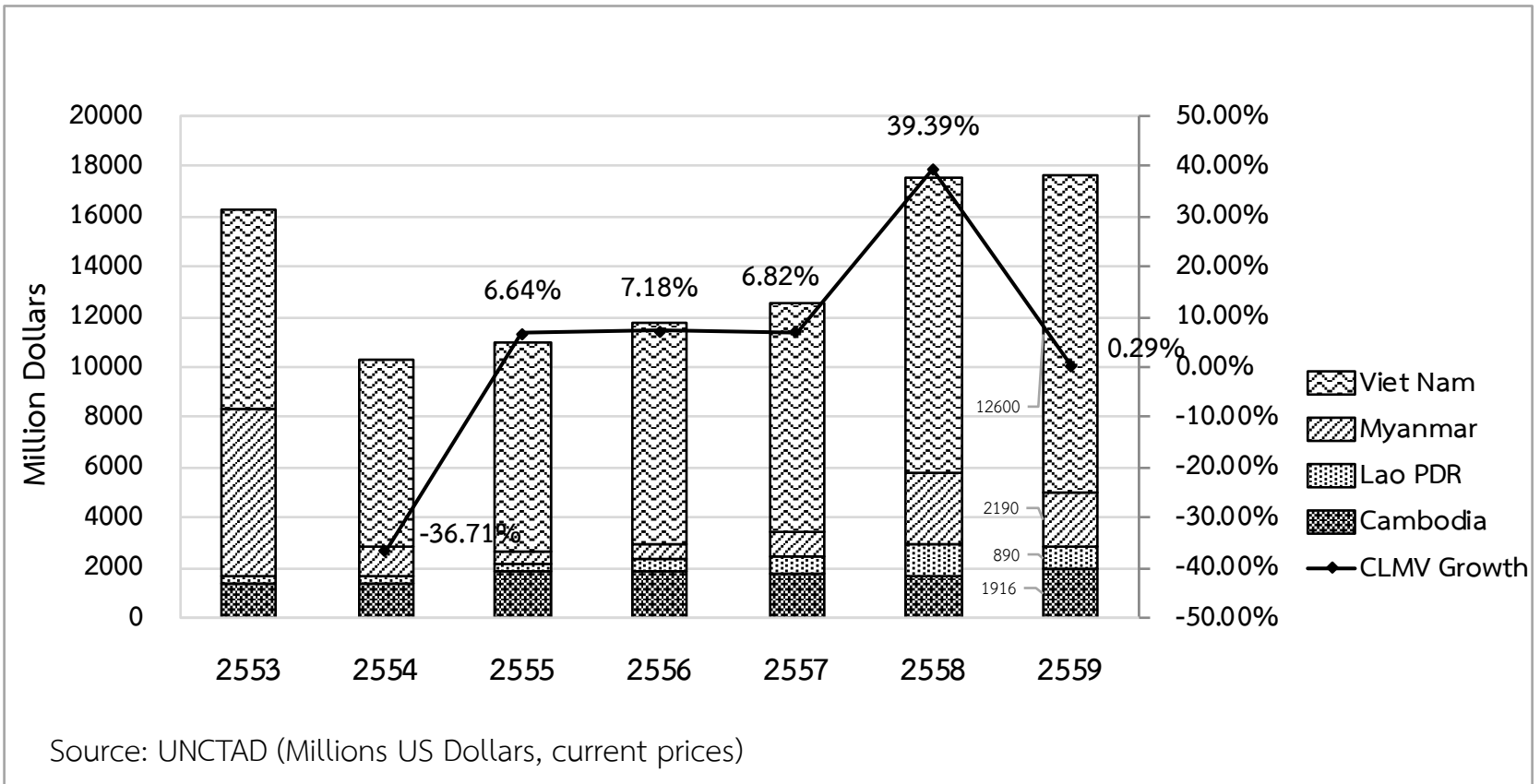
# **TOYOTA VIOS STARTING PRICE**

THAILAND: 609,000 Baht or 19,645 USD

LAO PDR: 19,300 USD



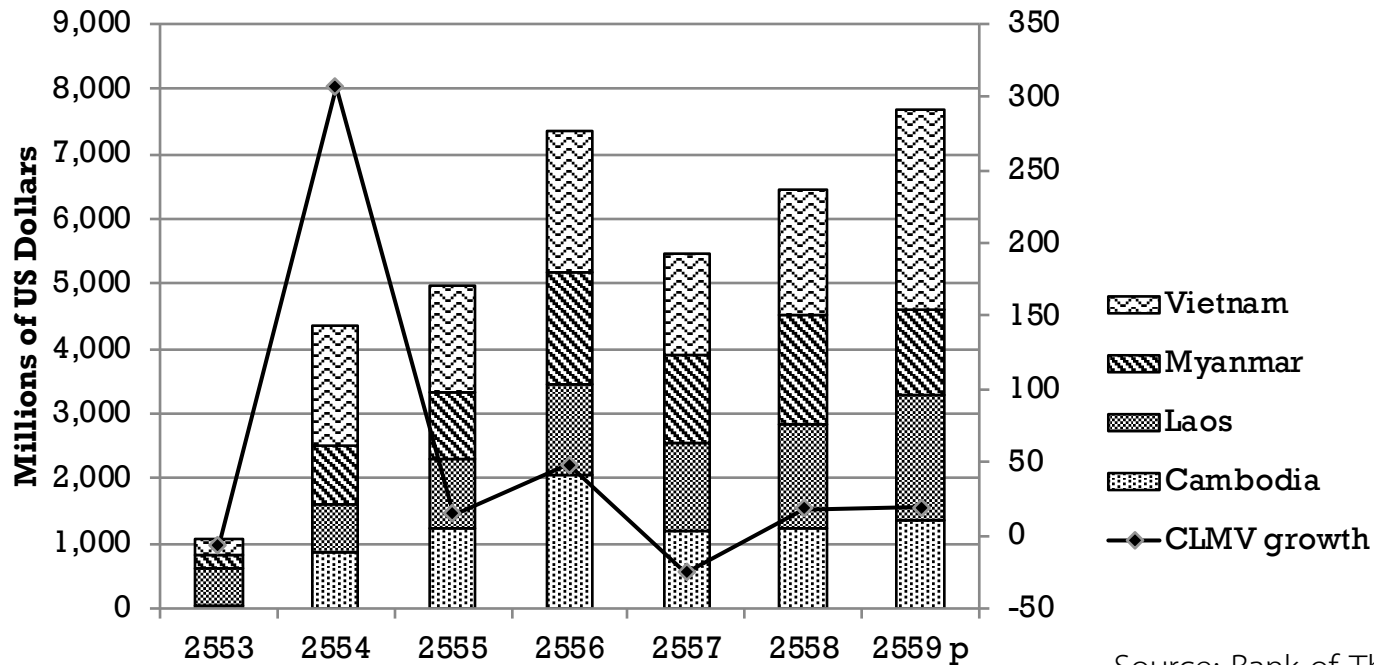
# INWARD FDI TO CLMV COUNTRIES



- Vietnam has the highest proportion of inward FDI (12.6 billion USD in 2016), followed by Myanmar, Cambodia and Lao PDR with inward FDI 2.2, 1.9 and 0.89 billion USD, consecutively.
- Key investors were [China, South Korea, Singapore and Thailand](#).



# THAI DIRECT INVESTMENT ABROAD (OUTFLOW)



Source: Bank of Thailand

- In general, Thai FDI in CLMV had increased with the highest investment in Vietnam (except in 2010 that highest investment was in Lao PDR)
- In 2016, Thai FDI in Vietnam was the highest among CLMV countries at 3.06 billion USD while investment in Lao PDR, Cambodia and Myanmar were 1.93 billion USD, 1.37 and 1.31 billion USD, consecutively.
- Important investment sectors were wholesale and retail trade and industry



# DISCUSSIONS

**Key messages derive from graphs and tables regarding**

- ❑ CLMV Trade with the rest of the world
- ❑ CLMV Trade with Thailand
- ❑ CLMV Inward FDI
- ❑ Thai direct investment in CLMV

