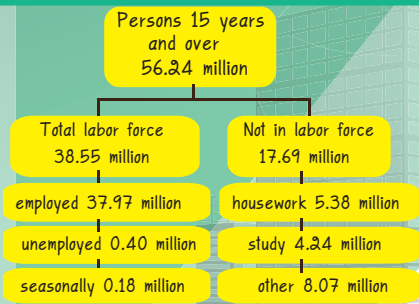


Summary of the Labor Force Survey in Thailand May 2018




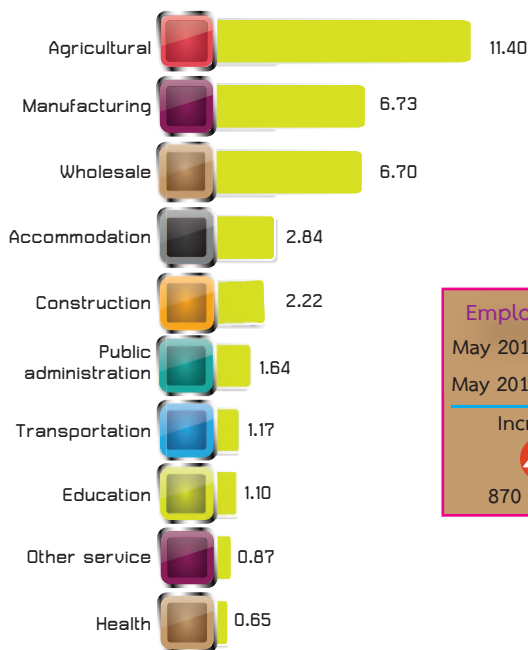
In May 2018, Of these 38.55 million were in the labor force (37.97 million were employed, 402 thousand were unemployed and 180 thousand were seasonally inactive labor force). Comparing to the labor force rate to the same period as in 2017 **increased of 870 thousand** (from 37.10 million to 37.97 million), **unemployed decreased 99 thousand** (from 501 thousand to 402 thousand).

Employment 37.97 million

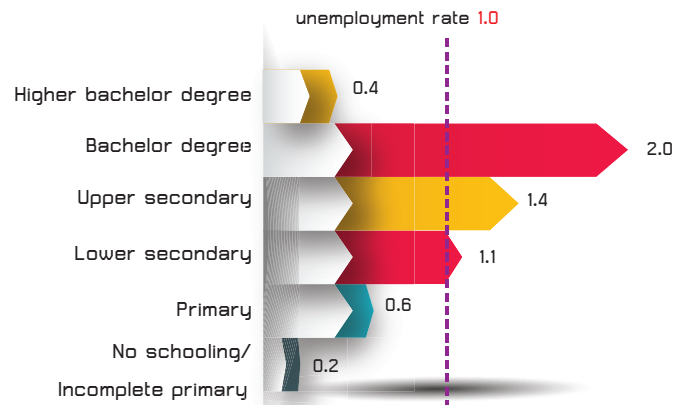
Unemployed 402 thousand

Number of employed persons by industry

(Unit : Million persons)



Level educational attainment



$$\text{Rate of unemployment by level of education} = \frac{\text{number of unemployment by level of education} \times 100}{\text{number of total labor force by level of education}}$$

Underemployment workers



Considering the number of underemployed workers (persons who were working less than 35 hours per week and available for additional work), there were 249 thousand or 0.7 % of the total employed persons.

Experience for work

Work experience of unemployed persons, about 209 thousand out of 402 thousand, had no experience in work and 193 thousand have ever worked.

Looking at the distribution of unemployed persons, were from service and trade, manufacturing and agriculture sector respectively.

