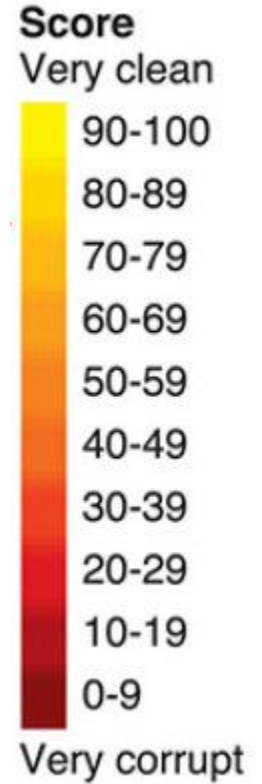


# Corruption Perception Index

Group 1

# What is it about?

**Corruption Perceptions Index (CPI)** is an index published annually by Transparency International which ranks countries by their perceived levels of public sector corruption. The CPI generally defines corruption as the misuse of public power for private benefit. Giving each a score from zero (highly corrupt) to 100 (very clean).

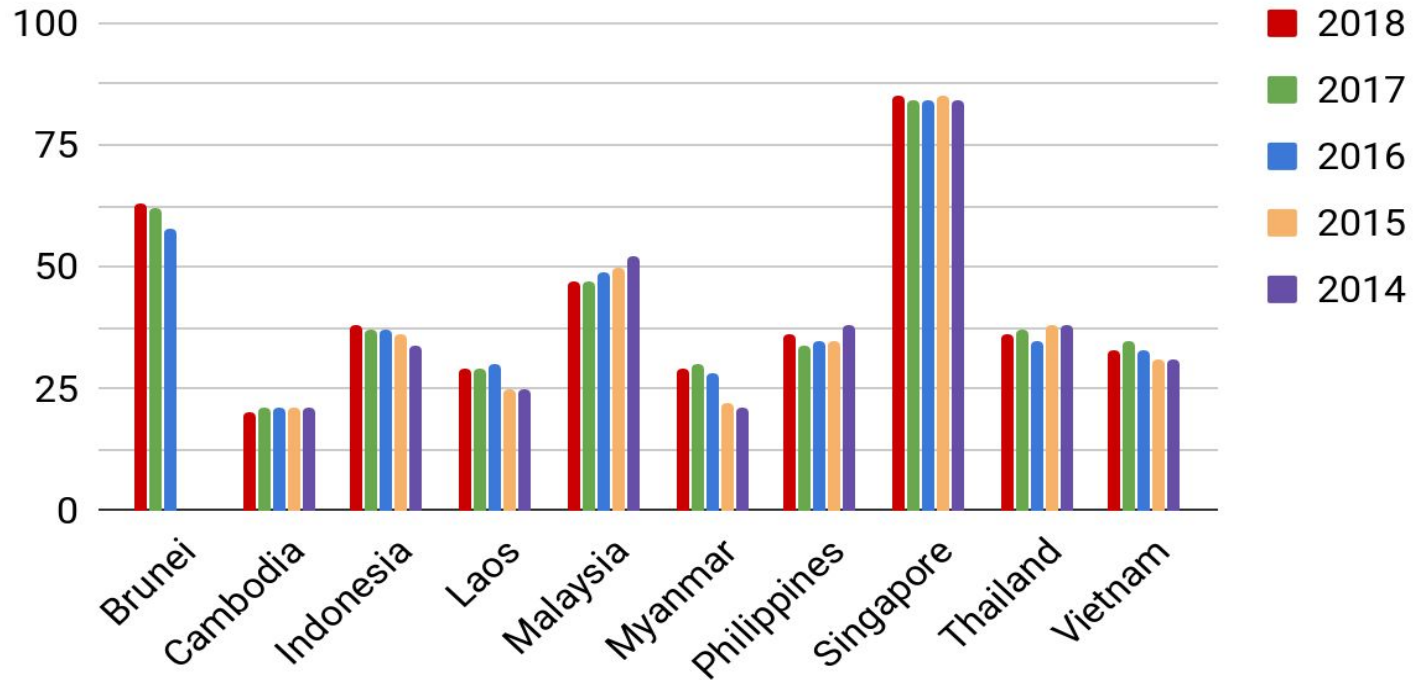


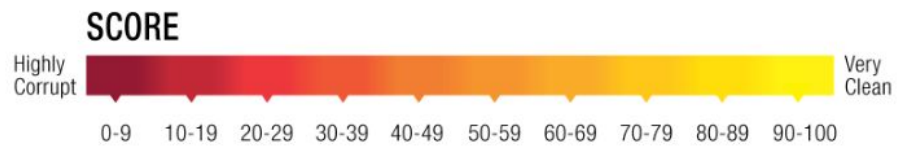
# What indicators are included in the index?

- A combination of different international surveys and assessments of corruption, collected by a variety of reputable institutions.
- The index draws on 13 surveys from independent institutions specialising in governance and business climate analysis covering expert assessments and views of businesspeople.
- None of these surveys were commissioned by Transparency International.
- The index is independent, non-political and non-partisan. Transparency International Macedonia has no influence on the data or the scores and neither do any of the donors who support Transparency International.

# Infographic

## Corruption perception index 2014-2018





## Ranking of this index for ASEAN countries

	Average CPI (5 years)	World Rank in 2018
Singapore	84.4	3
Brunei	61 (3 years)	31
Malaysia	49	61
Thailand	36.8	99
Indonesia	36.4	89

# Members

5904640306	Pantakan S.
5904641585	Pattaranat S.
6004640279	Napisa C.
6004640295	Chanikarn S.
6004640642	Praifah A.
6004640709	Nitsara G.