

KRUGMAN ♦ OBSTFELD

INTERNATIONAL

Theory & Policy

ECONOMICS

8

## Chapter 13

Exchange Rates  
and the Foreign  
Exchange  
Market: An Asset  
Approach

# Preview

- The basics of exchange rates
- Exchange rates and the prices of goods
- The foreign exchange markets
- The demand of currency and other assets
- A model of foreign exchange markets
  - ◆ role of interest rates on currency deposits
  - ◆ role of expectations of exchange rates

# Definitions of Exchange Rates

- Exchange rates are quoted as foreign currency per unit of domestic currency or domestic currency per unit of foreign currency.
  - ◆ How much can be exchanged for one dollar? ¥102/\$1
  - ◆ How much can be exchanged for one yen? \$0.0098/¥1
- Exchange rates allow us to denominate the cost or price of a good or service in a common currency.
  - ◆ How much does a Honda cost? ¥3,000,000
  - ◆ Or, ¥3,000,000 x \$0.0098/¥1 = \$29,400

# Table 13-1: Exchange Rate Quotations

## Currencies

July 23, 2007

U.S.-dollar foreign-exchange rates in late New York trading

| Country/currency          | Mon<br>in US\$ | per US\$ | US\$ vs,<br>YTD chg<br>(%) | Country/currency           | Mon<br>in US\$ | per US\$ | US\$ vs,<br>YTD chg<br>(%) |
|---------------------------|----------------|----------|----------------------------|----------------------------|----------------|----------|----------------------------|
| <b>Americas</b>           |                |          |                            | <b>Europe</b>              |                |          |                            |
| <b>Argentina</b> peso*    | .3199          | 3.1260   | <b>2.2</b>                 | <b>Czech Rep.</b> koruna** | .04892         | 20.442   | <b>-1.9</b>                |
| <b>Brazil</b> real        | .5427          | 1.8426   | <b>-13.7</b>               | <b>Denmark</b> krone       | .1855          | 5.3908   | <b>-4.6</b>                |
| <b>Canada</b> dollar      | .9552          | 1.0469   | <b>-10.2</b>               | <b>Euro area</b> euro      | 1.3801         | .7246    | <b>-4.3</b>                |
| 1-mos forward             | .9558          | 1.0462   | <b>-10.2</b>               | <b>Hungary</b> forint      | .005611        | 178.22   | <b>-6.4</b>                |
| 3-mos forward             | .9568          | 1.0452   | <b>-10.1</b>               | <b>Malta</b> lira          | 3.2147         | .3111    | <b>-4.3</b>                |
| 6-mos forward             | .9580          | 1.0438   | <b>-10.0</b>               | <b>Norway</b> krone        | .1745          | 5.7307   | <b>-8.1</b>                |
| <b>Chile</b> peso         | .001943        | 514.67   | <b>-3.3</b>                | <b>Poland</b> zloty        | .3668          | 2.7263   | <b>-6.1</b>                |
| <b>Colombia</b> peso      | .0005224       | 1914.24  | <b>-14.5</b>               | <b>Russia</b> ruble‡       | .03935         | 25.413   | <b>-3.5</b>                |
| <b>Ecuador</b> US dollar  | 1              | 1        | <b>unch</b>                | <b>Slovak Rep</b> koruna   | .04176         | 23.946   | <b>-8.3</b>                |
| <b>Mexico</b> peso*       | .0930          | 10.7550  | <b>-0.4</b>                | <b>Sweden</b> krona        | .1502          | 6.6578   | <b>-2.7</b>                |
| <b>Peru</b> new sol       | .3168          | 3.157    | <b>-1.2</b>                | <b>Switzerland</b> franc   | .8285          | 1.2070   | <b>-1.0</b>                |
| <b>Uruguay</b> peso†      | .04220         | 23.70    | <b>-2.8</b>                | 1-mos forward              | .8306          | 1.2039   | <b>-1.0</b>                |
| <b>Venezuela</b> bolivar  | .000466        | 2145.92  | <b>unch</b>                | 3-mos forward              | .8340          | 1.1990   | <b>-0.8</b>                |
| <b>Asia-Pacific</b>       |                |          |                            | 6-mos forward              | .8391          | 1.1918   | <b>-0.7</b>                |
| <b>Australian</b> dollar  | .8827          | 1.1329   | <b>-10.6</b>               | <b>Turkey</b> lira**       | .8017          | 1.2473   | <b>-11.9</b>               |
| <b>China</b> yuan         | .1322          | 7.5620   | <b>-3.1</b>                | <b>UK pound</b>            | 2.0578         | .4860    | <b>-4.8</b>                |
| <b>Hong Kong</b> dollar   | .1279          | 7.8215   | <b>0.6</b>                 | 1-mos forward              | 2.0568         | .4862    | <b>-4.8</b>                |
| <b>India</b> rupee        | .02492         | 40.128   | <b>-9.0</b>                | 3-mos forward              | 2.0547         | .4867    | <b>-4.7</b>                |
| <b>Indonesia</b> rupiah   | .0001102       | 9074     | <b>0.9</b>                 | 6-mos forward              | 2.0505         | .4877    | <b>-4.5</b>                |
| <b>Japan</b> yen          | .008250        | 121.21   | <b>1.9</b>                 | <b>Middle East/Africa</b>  |                |          |                            |
| 1-mos forward             | .008286        | 120.69   | <b>1.8</b>                 | <b>Bahrain</b> dinar       | 2.6526         | .3770    | <b>unch</b>                |
| 3-mos forward             | .008347        | 119.80   | <b>1.9</b>                 | <b>Eqypt</b> pound*        | .1763          | 5.6725   | <b>-0.7</b>                |
| 6-mos forward             | .008440        | 118.48   | <b>1.9</b>                 | <b>Israel</b> shekel       | .2382          | 4.1982   | <b>-0.4</b>                |
| <b>Malaysia</b> ringgit§  | .2934          | 3.4083   | <b>-3.4</b>                | <b>Jordan</b> dinar        | 1.4116         | .7084    | <b>-0.1</b>                |
| <b>New Zealand</b> dollar | .8057          | 1.2412   | <b>-12.6</b>               | <b>Kuwait</b> dinar        | 3.4854         | .2869    | <b>-0.8</b>                |
| <b>Pakistan</b> rupee     | .01653         | 60.496   | <b>-0.5</b>                | <b>Lebanon</b> pound       | .0006614       | 1511.94  | <b>unch</b>                |
| <b>Philippines</b> peso   | .0223          | 44.803   | <b>-8.6</b>                | <b>Saudi Arabia</b> riyal  | .2666          | 3.7509   | <b>unch</b>                |
| <b>Singapore</b> dollar   | .6629          | 1.5085   | <b>-1.6</b>                | <b>South Africa</b> rand   | .1468          | 6.8120   | <b>-2.6</b>                |
| <b>South Korea</b> won    | .0010927       | 915.16   | <b>-1.6</b>                | <b>UAE</b> dirham          | .2723          | 3.6724   | <b>unch</b>                |
| <b>Taiwan</b> dollar      | .03048         | 32.808   | <b>0.7</b>                 | <b>SDR</b> ††              | 1.5358         | .6511    | <b>-2.0</b>                |
| <b>Thailand</b> baht      | .03350         | 29.851   | <b>-15.8</b>               |                            |                |          |                            |

\*Floating rate †Financial §Government rate ‡Russian Central Bank rate \*\*\*Rebased as of Jan 1, 2005  
 ††Special Drawing Rights (SDR); from the International Monetary Fund; based on exchange rates for U.S., British and Japanese currencies.

Note: Based on trading among banks of \$1 million and more, as quoted at 4 p.m. ET by Reuters.

Source: Data from "Currencies," *Wall Street Journal*, July 24, 2007, p. C5.

# Depreciation and Appreciation

- **Depreciation** is a decrease in the value of a currency relative to another currency.
  - ◆ A depreciated currency is *less valuable* (less expensive) and therefore can be exchanged for (can buy) a smaller amount of foreign currency.
  - ◆  $\$1/\text{€}1 \rightarrow \$1.20/\text{€}1$  means that the dollar has depreciated relative to the euro. It now takes \$1.20 to buy one euro, so that the dollar is less valuable.
  - ◆ The euro has appreciated relative to the dollar: it is now more valuable.

# Depreciation and Appreciation (cont.)

- **Appreciation** is an increase in the value of a currency relative to another currency.
  - ◆ An appreciated currency is *more valuable* (more expensive) and therefore can be exchanged for (can buy) a larger amount of foreign currency.
  - ◆  $\$1/\text{€}1 \rightarrow \$0.90/\text{€}1$  means that the dollar has appreciated relative to the euro. It now takes only \$0.90 to buy one euro, so that the dollar is more valuable.
  - ◆ The euro has depreciated relative to the dollar: it is now less valuable.

# Depreciation and Appreciation (cont.)

- A depreciated currency is less valuable, and therefore it can buy fewer foreign produced goods that are denominated in foreign currency.
  - ◆ How much does a Honda cost? ¥3,000,000
  - ◆  $¥3,000,000 \times \$0.0098/¥1 = \$29,400$
  - ◆  $¥3,000,000 \times \$0.0100/¥1 = \$30,000$
- A depreciated currency means that imports are more expensive and domestically produced goods and exports are less expensive.
- A depreciated currency lowers the price of exports relative to the price of imports.

# Depreciation and Appreciation (cont.)

- An appreciated currency is more valuable, and therefore it can buy more foreign produced goods that are denominated in foreign currency.
  - ◆ How much does a Honda cost? ¥3,000,000
  - ◆  $¥3,000,000 \times \$0.0098/¥1 = \$29,400$
  - ◆  $¥3,000,000 \times \$0.0090/¥1 = \$27,000$
- An appreciated currency means that imports are less expensive and domestically produced goods and exports are more expensive.
- An appreciated currency raises the price of exports relative to the price of imports.



# Foreign Exchange Markets

- The set of markets where foreign currencies and other assets are exchanged for domestic ones
  - Institutions buy and sell deposits of currencies or other assets for investment purposes.
- The *daily* volume of foreign exchange transactions was \$4 trillion in 2010 and \$1.9 trillion in 2004.
  - About 90% of transactions involved US dollars.

# Foreign Exchange Markets

The participants:

1. Commercial banks and other depository institutions: transactions involve buying/selling of deposits in different currencies for investment purposes.
2. Non-bank financial institutions (mutual funds, hedge funds, securities firms, insurance companies, pension funds) may buy/sell foreign assets for investment.
3. Non-financial businesses conduct foreign currency transactions to buy/sell goods, services and assets.
4. Central banks: conduct official international reserves transactions.

# Foreign Exchange Markets (cont.)

- Buying and selling in the foreign exchange market are dominated by commercial and investment banks.
  - ◆ Inter-bank transactions of deposits in foreign currencies occur in amounts \$1 million or more per transaction.
  - ◆ Central banks sometimes intervene, but the direct effects of their transactions are small and transitory in many countries.

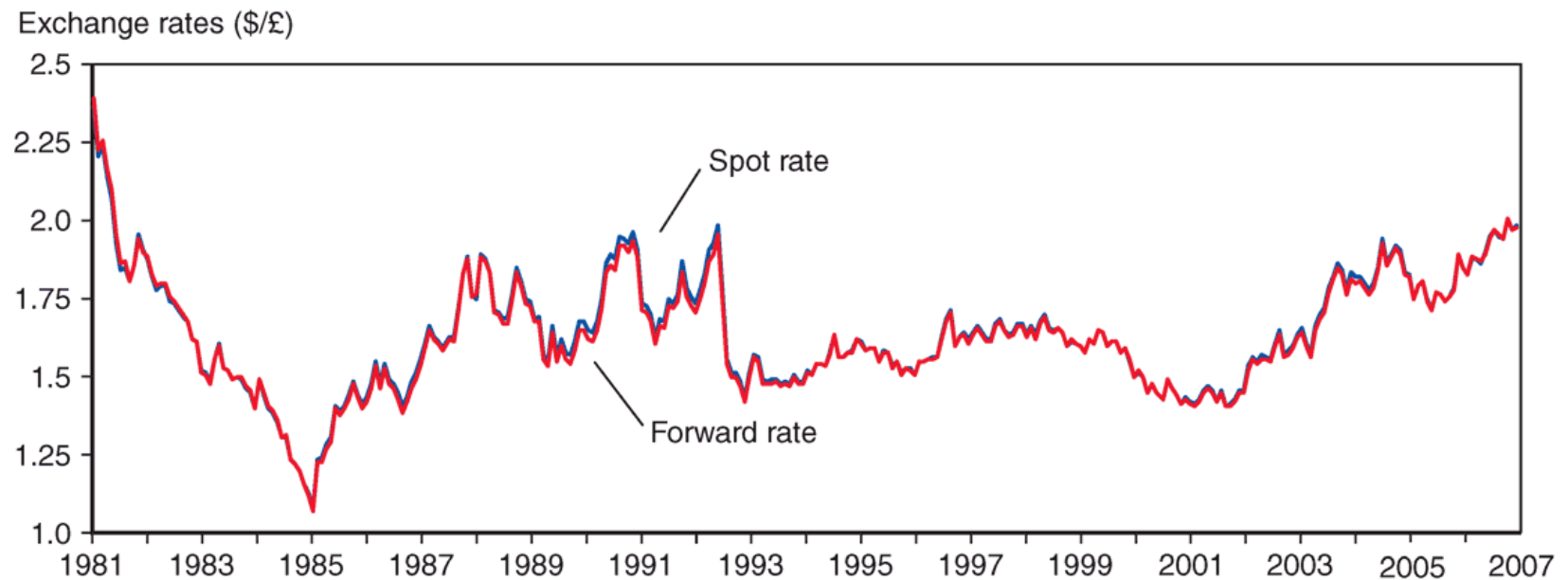
# Foreign Exchange Markets (cont.)

- Computer and telecommunications technology transmit information rapidly and have integrated markets.
- The integration of markets implies that there is no significant **arbitrage** between markets.
  - ◆ Arbitrage: buying at a low price and selling at a high price for a profit.
    - If dollars are cheaper in New York than in Hong Kong, what do you predict will happen?
    - When other factors are the same, people will buy assets in New York and stop buying them in Hong Kong, so that their price in New York rises and their price in Hong Kong falls, until they are equal in the two markets.

# Spot Rates and Forward Rates

- **Spot rates** are exchange rates for currency exchanges “on the spot”, or when trading is executed in the present.
- **Forward rates** are exchange rates for currency exchanges that will occur at a future (“forward”) date.
  - ◆ Forward dates are typically 30, 90, 180, or 360 days in the future.
  - ◆ Rates are negotiated between two parties in the present, but the exchange occurs in the future.

# Fig. 13-1: Dollar/Pound Spot and Forward Exchange Rates, 1981–2007



**Source:** *Datastream*. Rates shown are 90-day forward exchange rates and spot exchange rates, at end of month.

# Other Methods of Currency Exchange

- **Foreign exchange swaps:** a combination of a spot sale with a forward repurchase.
  - ◆ Swaps often result in lower fees or transactions costs because they combine two transactions, and they allow parties to meet each others needs for a temporary amount of time.
- **Futures contracts:** a contract designed by a *third party* for a *standard* amount of foreign currency delivered/received on a *standard* date.
  - ◆ Contracts can be bought and sold in markets, and only the current owner is obliged to fulfill the contract.

# Other Methods of Currency Exchange

- **Options contracts:** a contract designed by a *third party* for a *standard* amount of foreign currency delivered/received on or before a *standard* date.
  - ◆ Contracts can be bought and sold in markets.
  - ◆ A contract gives the owner the option, but not obligation, of buying or selling currency if the need arises.



# The Demand of Currency Deposits

- What influences the demand of (willingness to buy) deposits denominated in domestic or foreign currency?
- Factors that influence the return on assets determine the demand of those assets.

# The Demand of Currency Deposits (cont.)

- **Rate of return:** the percentage change in value that an asset offers during a time period.
  - ◆ The annual return for \$100 savings deposit with an interest rate of 2% is  $\$100 \times 1.02 = \$102$ , so that the rate of return =  $(\$102 - \$100)/\$100 = 2\%$
- **Real rate of return:** inflation-adjusted rate of return,
  - ◆ which represents the additional amount of goods & services that can be purchased with earnings from the asset.
  - ◆ The real rate of return for the above savings deposit when inflation is 1.5% is:  $2\% - 1.5\% = 0.5\%$ . After accounting for the rise in the prices of goods and services, the asset can purchase 0.5% more goods and services after 1 year.

## The Demand of Currency Deposits (cont.)

- If prices are fixed, the inflation rate is 0% and (nominal) rates of return = real rates of return.
- Because trading of deposits in different currencies occurs on a daily basis, we often assume that prices do not change from day to day.
  - ◆ A good assumption to make for the short run.

# The Demand of Currency Deposits (cont.)

- **Risk** of holding assets also influences decisions about whether to buy them.
- **Liquidity** of an asset, or ease of using the asset to buy goods and services, also influences the willingness to buy assets.
- But we assume that risk and liquidity of currency deposits in foreign exchange markets are essentially the same, regardless of their currency denomination.
  - ◆ Risk and liquidity are only of secondary importance when deciding to buy or sell currency deposits.
  - ◆ Importers and exporters may be concerned about risk and liquidity, but they make up a small fraction of the market.

## The Demand of Currency Deposits (cont.)

- We therefore say that investors are primarily concerned about the rates of return on currency deposits.
- Rates of return that investors expect to earn are determined by
  - ◆ interest rates that the assets will earn
  - ◆ expectations about appreciation or depreciation

# The Demand of Currency Deposits (cont.)

- A currency deposit's **interest rate** is the amount of a currency that an individual or institution can earn by lending a unit of the currency for a year.
- The rate of return for a deposit in domestic currency is the interest rate that the deposit earns.
- To compare the rate of return on a deposit in domestic currency with one in foreign currency, consider
  - ◆ the interest rate for the foreign currency deposit
  - ◆ the expected rate of appreciation or depreciation of the foreign currency relative to the domestic currency.

# The Demand of Currency Deposits (cont.)

- Suppose the interest rate on a dollar deposit is 2%.
- Suppose the interest rate on a euro deposit is 4%.
- Does a euro deposit yield a higher expected rate of return?
  - ◆ Suppose today the exchange rate is  $\$1/\text{€}1$ , and the expected rate one year in the future is  $\$0.97/\text{€}1$ .
  - ◆  $\$100$  can be exchanged today for  $\text{€}100$ .
  - ◆ These  $\text{€}100$  will yield  $\text{€}104$  after one year.
  - ◆ These  $\text{€}104$  are expected to be worth  $\$0.97/\text{€}1 \times \text{€}104 = \$100.88$  in one year.

## The Demand of Currency Deposits (cont.)

- The rate of return in terms of dollars from investing in euro deposits is  $(\$100.88 - \$100) / \$100 = 0.88\%$ .
- Let's compare this rate of return with the rate of return from a dollar deposit.
  - ◆ The rate of return is simply the interest rate.
  - ◆ After 1 year the \$100 is expected to yield \$102:  
 $(\$102 - \$100) / \$100 = 2\%$
- The euro deposit has a lower expected rate of return: thus, *all* investors should be willing to dollar deposits and *none* should be willing to hold euro deposits.



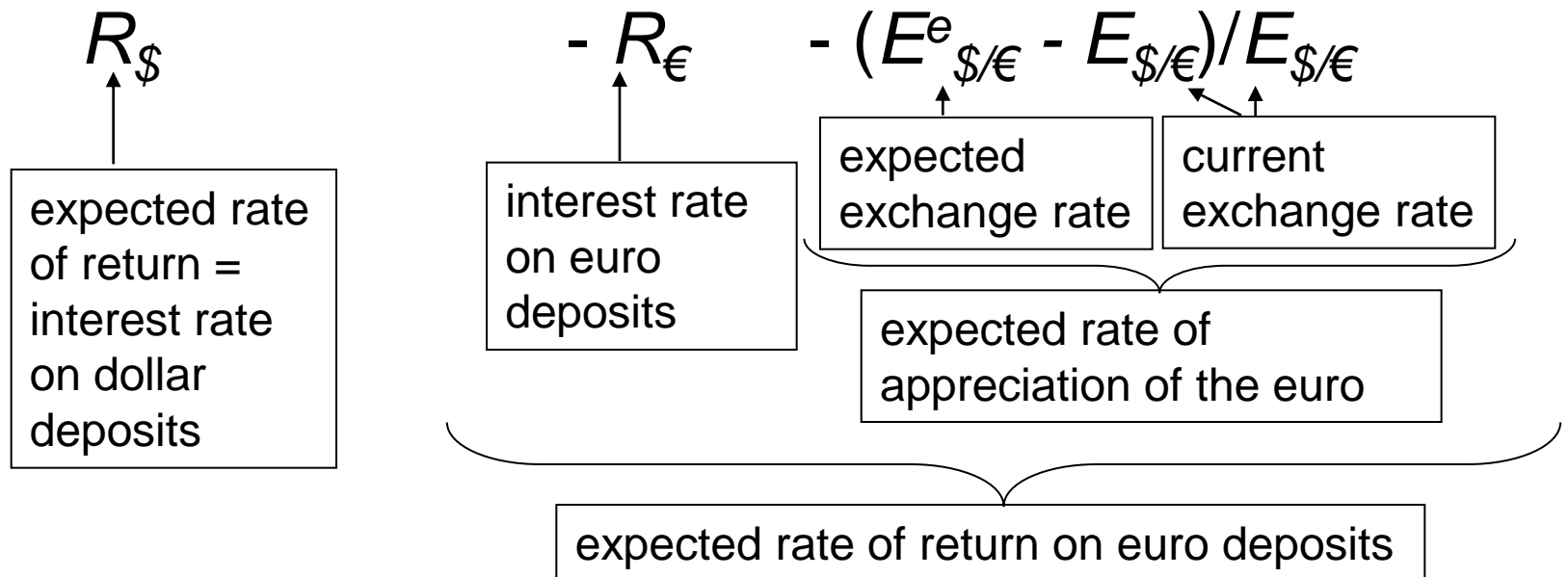
## The Demand of Currency Deposits (cont.)

- Note that the expected rate of appreciation of the euro was  $(\$0.97 - \$1)/\$1 = -0.03 = -3\%$ .
- We simplify the analysis by saying that the dollar rate of return on euro deposits approximately equals
  - ◆ the interest rate on euro deposits
  - ◆ plus the expected rate of appreciation of euro deposits
  - ◆  $4\% + -3\% = 1\% \approx 0.88\%$
  - ◆  $R_{\epsilon} + (E_{\$/\epsilon}^e - E_{\$/\epsilon})/E_{\$/\epsilon}$

# The Demand of Currency Deposits (cont.)

- The difference in the rate of return on dollar deposits and euro deposits is

- $$R_{\$} - (R_{\text{€}} + (E^e_{\$/\text{€}} - E_{\$/\text{€}})/E_{\$/\text{€}}) =$$



## Table 13-3: Comparing Dollar Rates of Return on Dollar and Euro Deposits

|      | Dollar Interest Rate | Euro Interest Rate | Expected Rate of Dollar Depreciation Against Euro             | Rate of Return Difference Between Dollar and Euro Deposits                              |
|------|----------------------|--------------------|---|---|
| Case | $R_{\$}$             | $R_{\epsilon}$     | $\frac{E_{\$/\epsilon}^e - E_{\$/\epsilon}}{E_{\$/\epsilon}}$ | $R_{\$} - R_{\epsilon} - \frac{(E_{\$/\epsilon}^e - E_{\$/\epsilon})}{E_{\$/\epsilon}}$ |
| 1    | 0.10                 | 0.06               | 0.00  | 0.04  |
| 2    | 0.10                 | 0.06               | 0.04  | 0.00  |
| 3    | 0.10                 | 0.06               | 0.08  | -0.04   |
| 4    | 0.10                 | 0.12               | -0.04   | 0.02  |

# Model of Foreign Exchange Markets

- We use the
  - ◆ demand of (rate of return on) dollar denominated deposits
  - ◆ and the demand of (rate of return on) foreign currency denominated depositsto construct a model of foreign exchange markets.
- This model is in equilibrium when deposits of all currencies offer the same expected rate of return: **interest parity**.
  - ◆ Interest parity implies that deposits in all currencies are equally desirable assets.
  - ◆ Interest parity implies that arbitrage in the foreign exchange market is not possible.

# Model of Foreign Exchange Markets (cont.)

- Interest parity says:

$$R_{\$} = R_{\epsilon} + (E^e_{\$/\epsilon} - E_{\$/\epsilon})/E_{\$/\epsilon}$$

- Why should this condition hold? Suppose it didn't.
  - ◆ Suppose  $R_{\$} > R_{\epsilon} + (E^e_{\$/\epsilon} - E_{\$/\epsilon})/E_{\$/\epsilon}$
  - ◆ Then no investor would want to hold euro deposits, driving down the demand and price of euros.
  - ◆ Then all investors would want to hold dollar deposits, driving up the demand and price of dollars.
  - ◆ The dollar would appreciate and the euro would depreciate, increasing the right side until equality was achieved:

$$R_{\$} > R_{\epsilon} + \underbrace{(E^e_{\$/\epsilon} - E_{\$/\epsilon})/E_{\$/\epsilon}}_{\uparrow}$$

# Model of Foreign Exchange Markets (cont.)

- How do changes in the current exchange rate affect the expected rate of return of foreign currency deposits?

# Model of Foreign Exchange Markets (cont.)

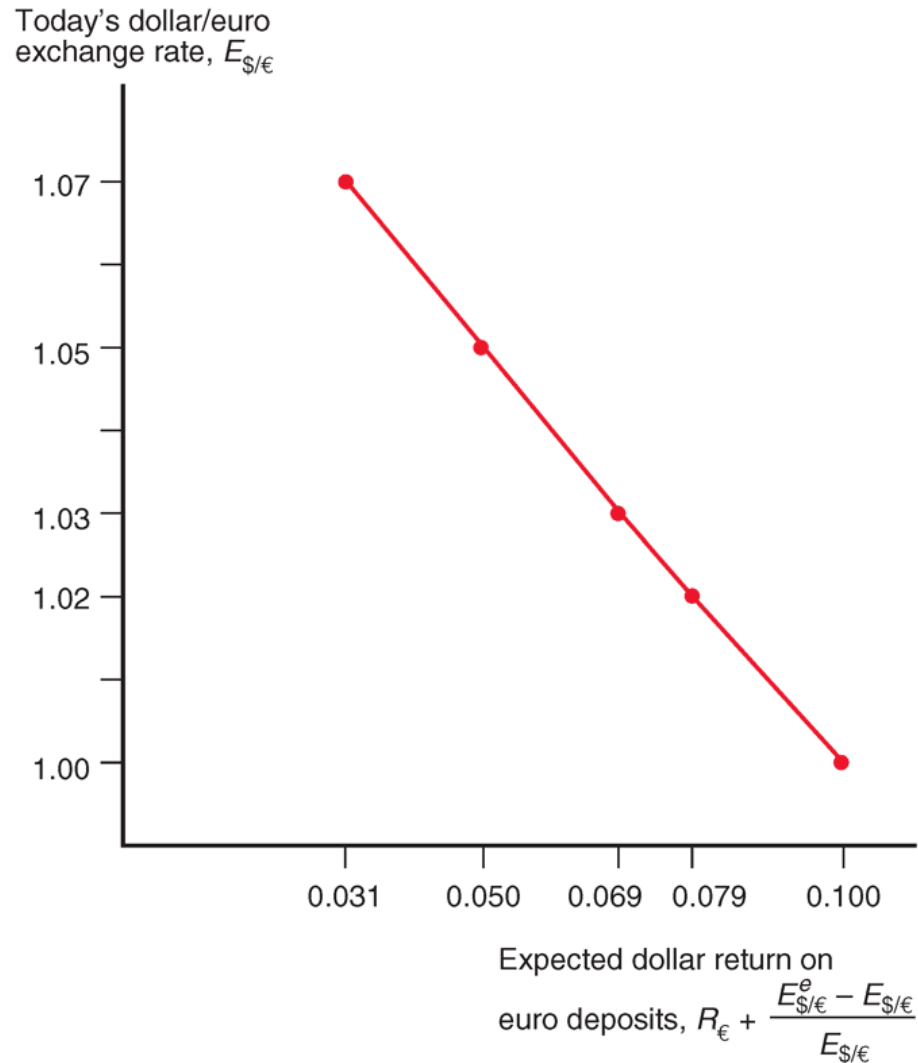
- Depreciation of the domestic currency today lowers the expected rate of return on foreign currency deposits. Why?
  - ◆ When the domestic currency depreciates, the initial cost of investing in foreign currency deposits increases, thereby lowering the expected rate of return of foreign currency deposits.
- Appreciation of the domestic currency today raises the expected return of deposits on foreign currency deposits. Why?
  - ◆ When the domestic currency appreciates, the initial cost of investing in foreign currency deposits decreases, thereby lowering the expected rate of return of foreign currency deposits.

## Table 13-4: Today's Dollar/Euro Exchange Rate and the Expected Dollar Return on Euro Deposits When $E_{\$/\epsilon}^e = \$1.05$ per Euro

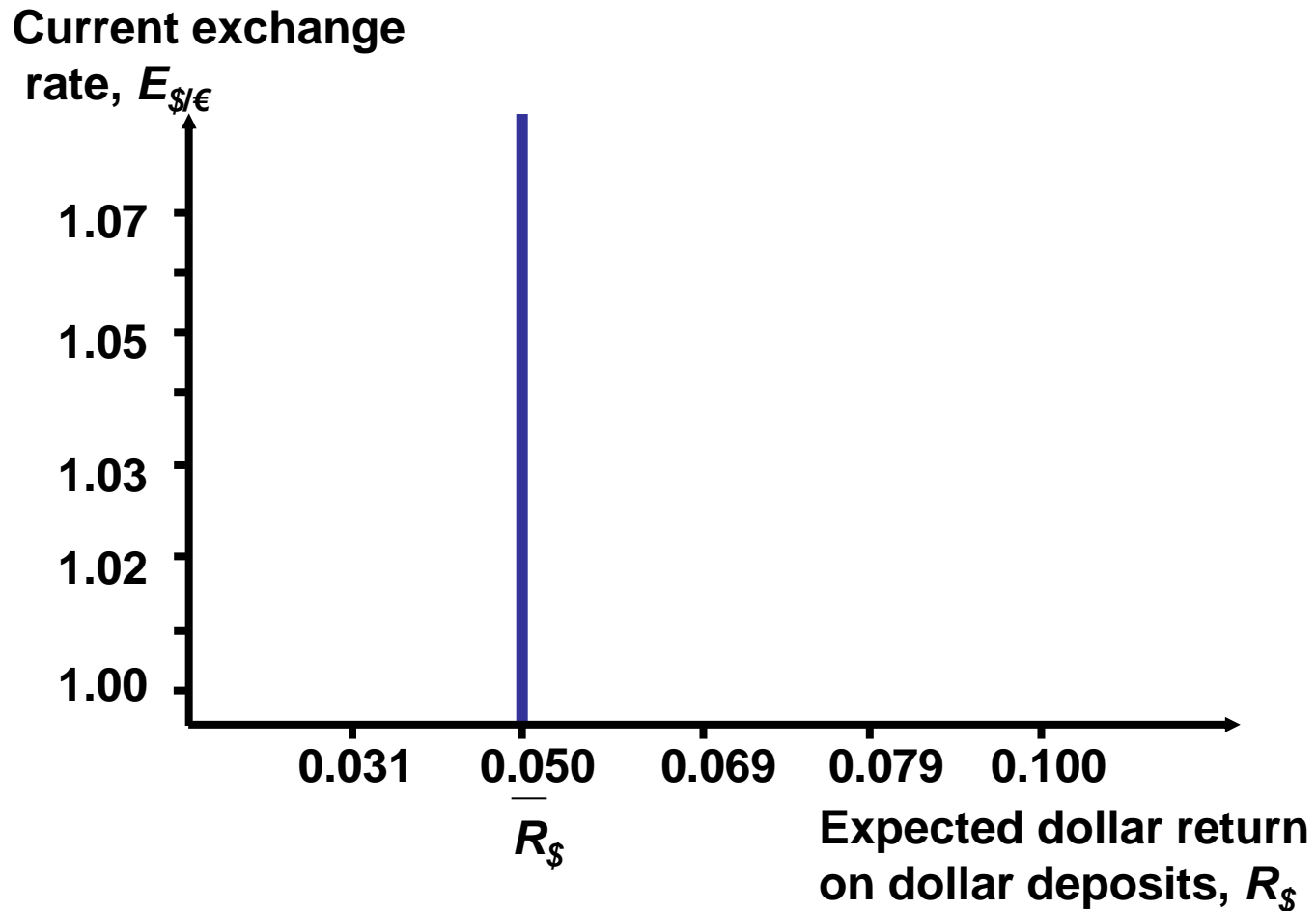
| Today's Dollar/Euro Exchange Rate | Interest Rate on Euro Deposits | Expected Dollar Depreciation Rate Against Euro   | Expected Dollar Return on Euro Deposits                         |
|-----------------------------------|--------------------------------|--|---|
| $E_{\$/\epsilon}$                 | $R_{\epsilon}$                 | $\frac{1.05 - E_{\$/\epsilon}}{E_{\$/\epsilon}}$ | $R_{\epsilon} + \frac{1.05 - E_{\$/\epsilon}}{E_{\$/\epsilon}}$ |
| 1.07                              | 0.05                           | -0.019   | 0.031   |
| 1.05                              | 0.05                           | 0.00   | 0.05  |
| 1.03                              | 0.05                           | 0.019  | 0.069   |
| 1.02                              | 0.05                           | 0.029  | 0.079   |
| 1.00                              | 0.05                           | 0.05   | 0.10  |



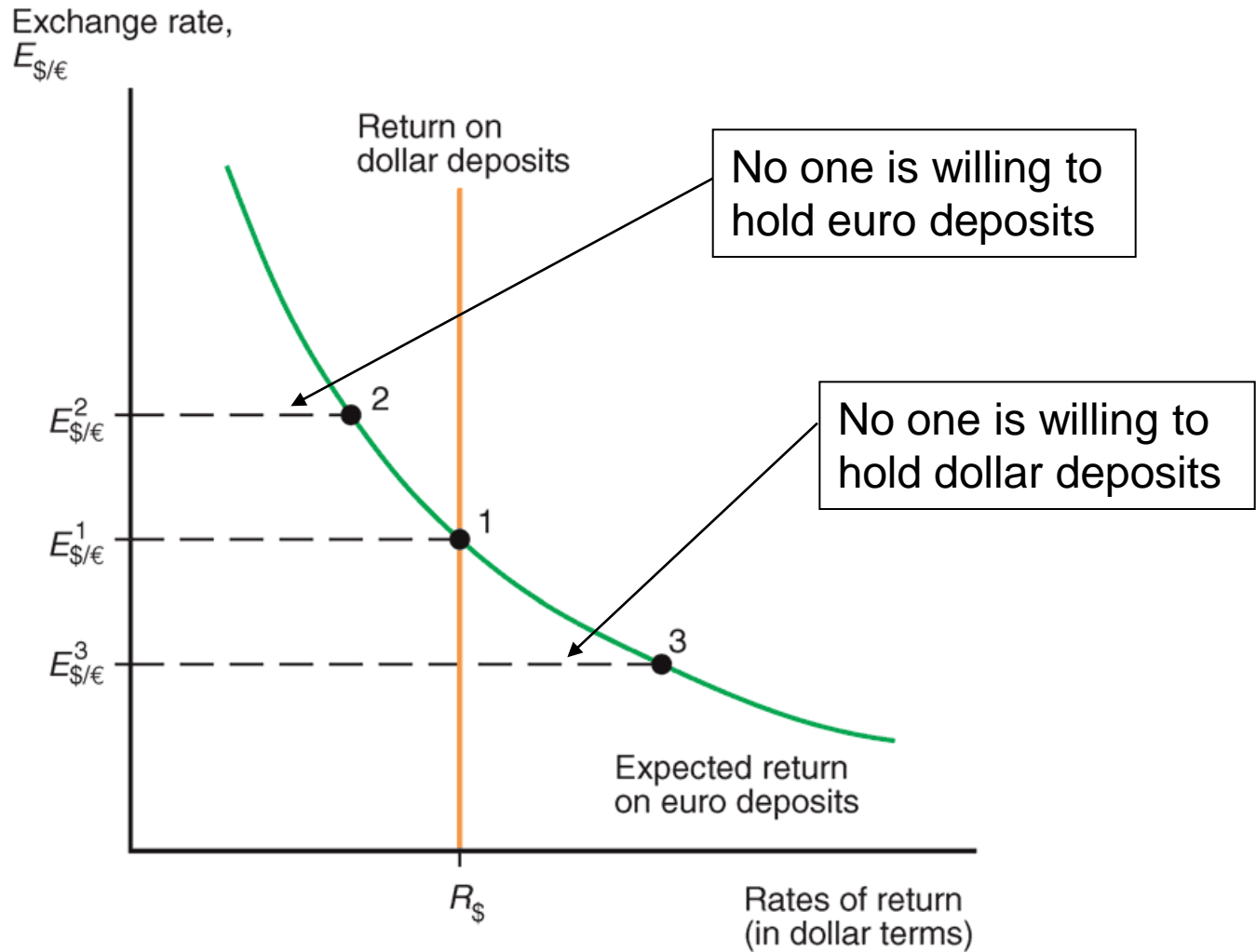
# Fig. 13-3: The Relation Between the Current Dollar/Euro Exchange Rate and the Expected Dollar Return on Euro Deposits



# The Current Exchange Rate and the Expected Rate of Return on Dollar Deposits



# Fig. 13-4: Determination of the Equilibrium Dollar/Euro Exchange Rate

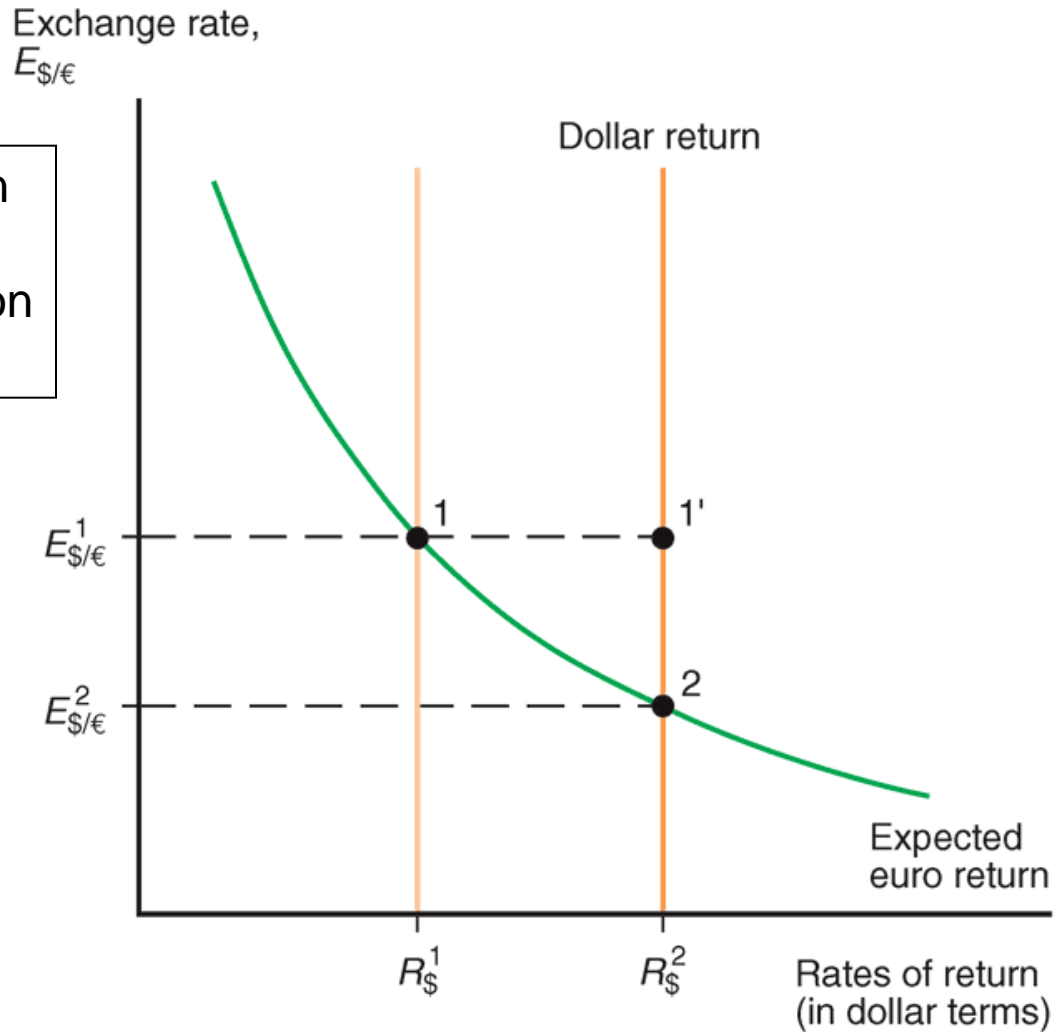


# Model of Foreign Exchange Markets

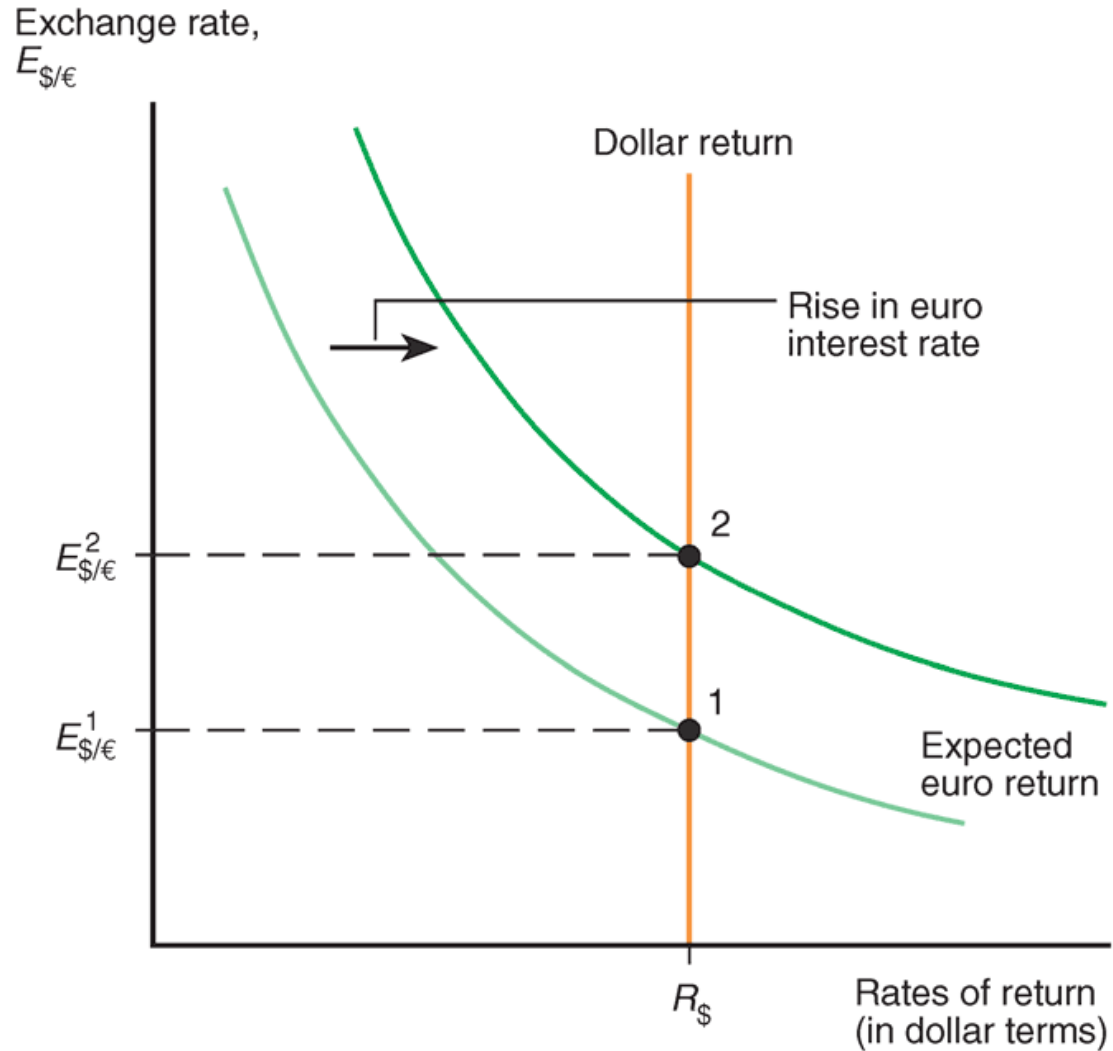
- The effects of changing interest rates:
  - ◆ an increase in the interest rate paid on deposits denominated in a particular currency will increase the rate of return on those deposits.
  - ◆ This leads to an appreciation of the currency.
  - ◆ Higher interest rates on dollar-denominated assets causes the dollar to appreciate.
  - ◆ Higher interest rates on euro-denominated assets causes the dollar to depreciate.

# Fig. 13-5: Effect of a Rise in the Dollar Interest Rate

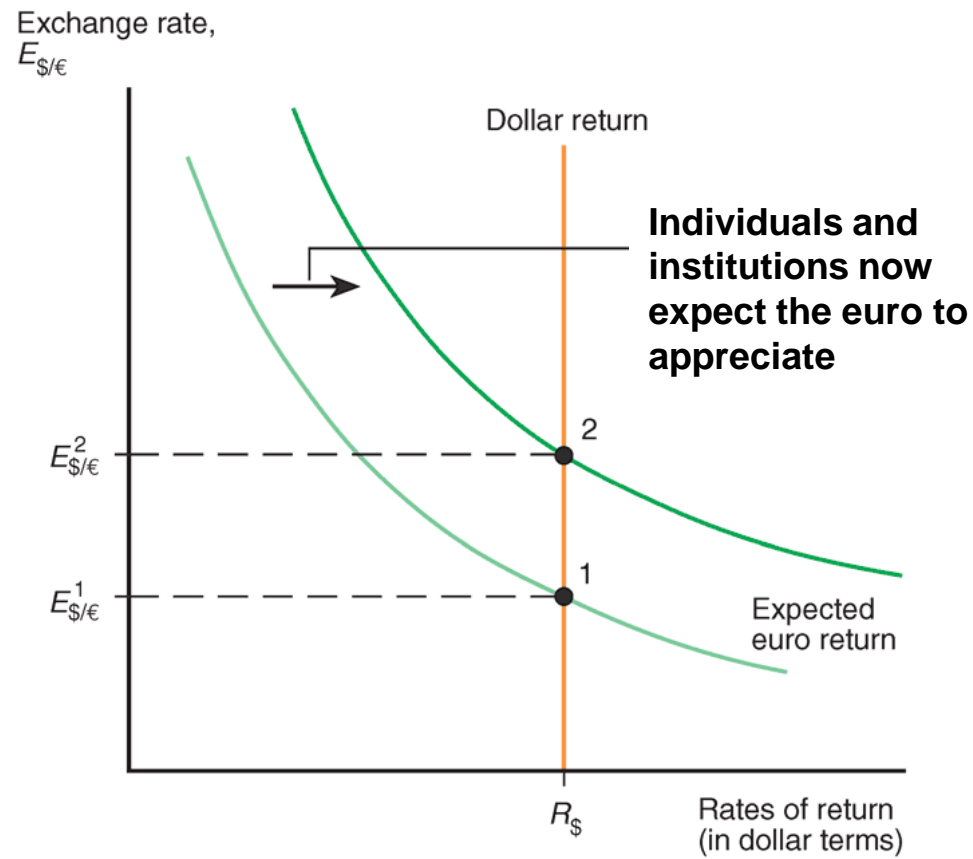
A depreciation of the euro is an appreciation of the dollar.



# Fig. 13-6: Effect of a Rise in the Euro Interest Rate



# The Effect of an Expected Appreciation of the Euro



# The Effect of an Expected Appreciation of the Euro

- If people expect the euro to appreciate in the future, then euro-denominated assets will pay in valuable euros, so that these future euros will be able to buy many dollars and many dollar-denominated goods.
  - ◆ The expected rate of return on euros therefore increases.
  - ◆ An expected appreciation of a currency leads to an actual appreciation (a self-fulfilling prophecy).
  - ◆ An expected depreciation of a currency leads to an actual depreciation (a self-fulfilling prophecy).



# Covered Interest Parity

- Covered interest parity relates interest rates across countries and the rate of change between forward exchange rates and the spot exchange rate:

$$R_{\$} = R_{\text{€}} + (F_{\$/\text{€}} - E_{\$/\text{€}})/E_{\$/\text{€}}$$

where  $F_{\$/\text{€}}$  is the forward exchange rate.

- It says that rates of return on dollar deposits and “covered” foreign currency deposits are the same.
  - ◆ How could you earn a risk-free return in the foreign exchange markets if covered interest parity did not hold?
  - ◆ Covered positions using the forward rate involve little risk.

# Summary

1. Exchange rates are prices of foreign currencies in terms of domestic currencies, or vice versa.

# Summary

2. Depreciation of a country's currency means that it is less expensive (valuable) and goods denominated in it are less expensive: exports are cheaper and imports more expensive.
  - ◆ A depreciation will hurt consumers of imports but help producers of exports.
3. Appreciation of a country's currency means that it is more expensive (valuable) and goods denominated in it are more expensive: exports are more expensive and imports cheaper.
  - ◆ An appreciation will help consumers of imports but hurt producers of exports.

## Summary (cont.)

4. Commercial and investment banks that invest in deposits of different currencies dominate the foreign exchange market.
  - ◆ Expected rates of return are most important in determining the willingness to hold these deposits.
5. Rates of return on currency deposits in the foreign exchange market are influenced by interest rates and expected exchange rates.

## Summary (cont.)

6. Equilibrium in the foreign exchange market occurs when rates of returns on deposits in domestic currency and in foreign currency are equal: *interest rate parity*.
7. An increase in the interest rate on a currency's deposit leads to an increase in its expected rate of return and to an appreciation of the currency.

## Summary (cont.)

8. An expected appreciation of a currency leads to an increase in the expected rate of return for that currency, and leads to an actual appreciation.
9. Covered interest parity says that rates of return on domestic currency deposits and “covered” foreign currency deposits using the forward exchange rate are the same.

A vertical strip of marbled paper with a complex, organic pattern of grey, white, and black veins runs along the left edge of the page.

# Additional Chapter Art

## Table 13-2: \$/£ Exchange Rates and the Relative Price of American Designer Jeans and British Sweaters

|   |      |      |      |
|---|------|------|------|
| Exchange rate (\$/£)                    | 1.25 | 1.50 | 1.75 |
| Relative price (pairs of jeans/sweater) | 1.39 | 1.67 | 1.94 |

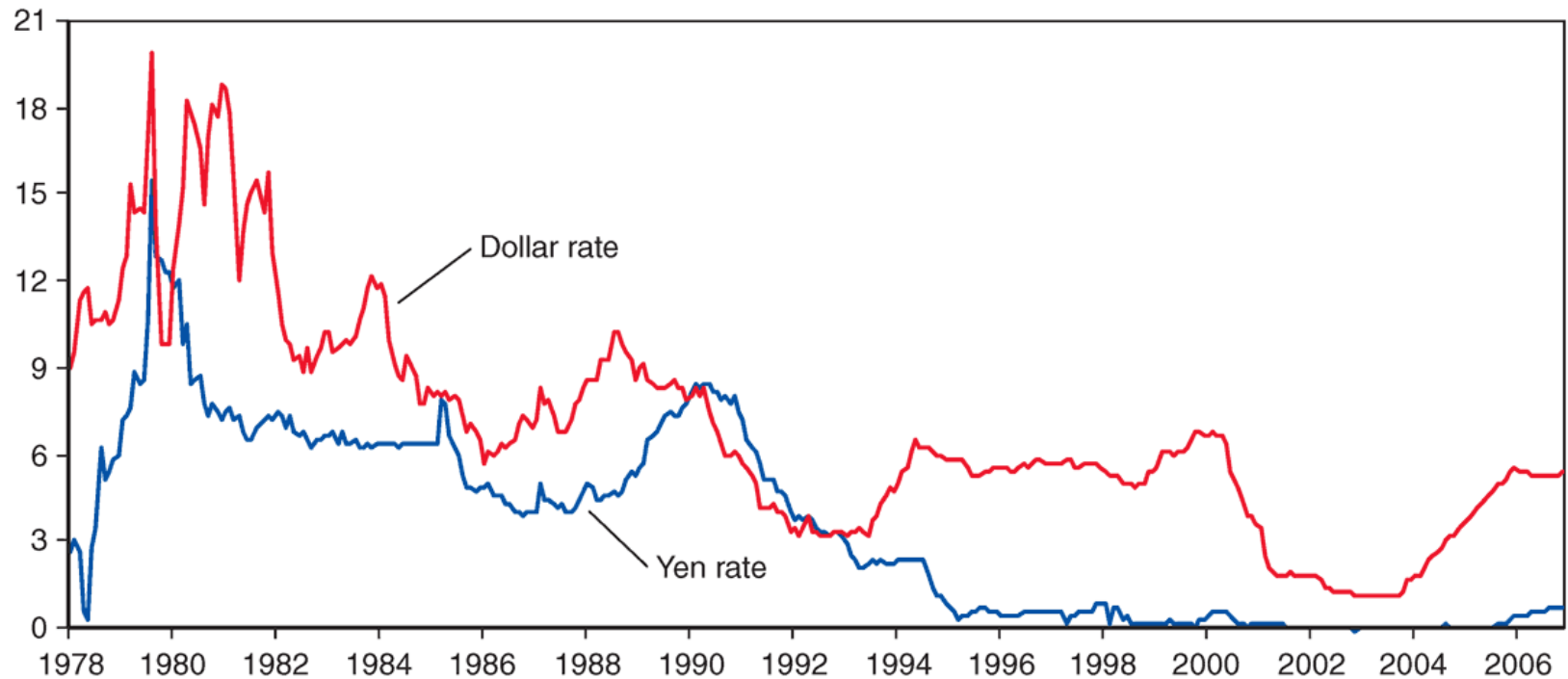
---

**Note:** The above calculations assume unchanged money prices of \$45 per pair of jeans and £50 per sweater.



# Fig. 13-2: Interest Rates on Dollar and Yen Deposits, 1978–2007

Interest rates (percent per year)



**Source:** *Datastream*. Three-month interest rates are shown.