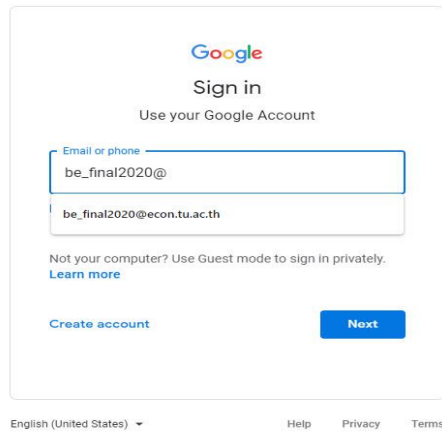
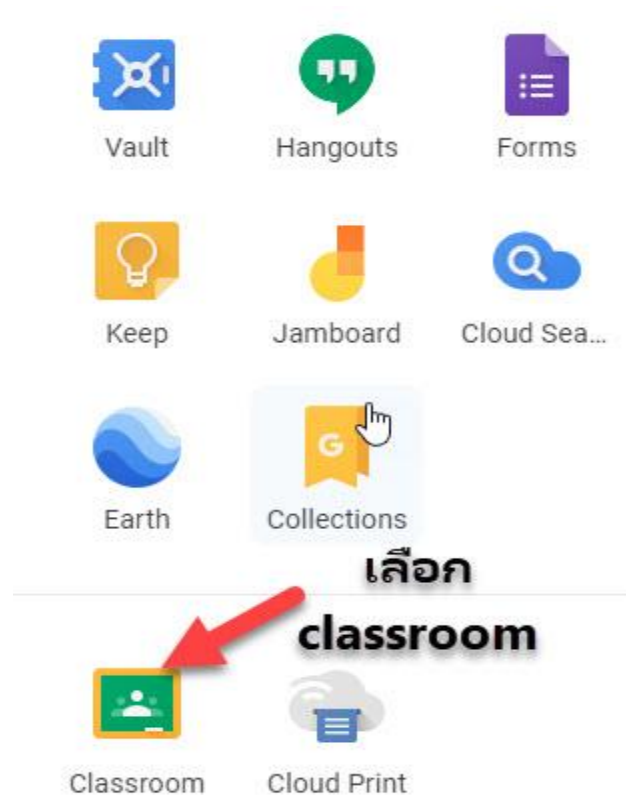


ขั้นตอนการเข้าใช้ googleclassroom ผ่าน class code

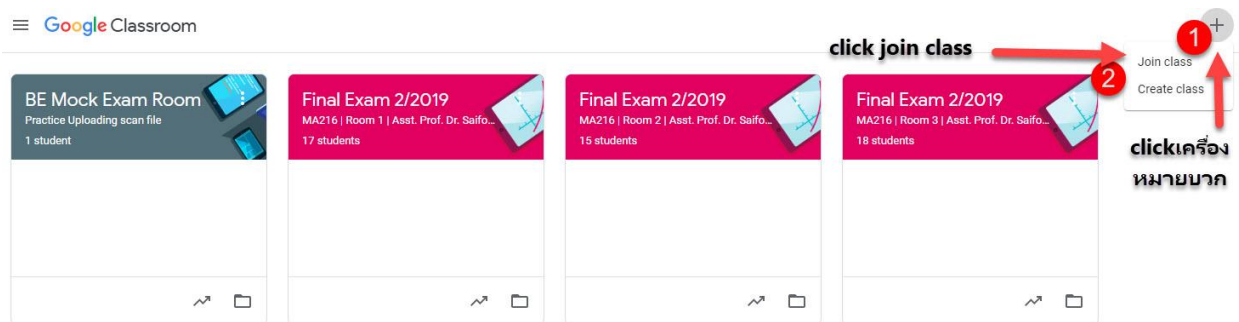
1.sign in ด้วย account ของคณะเศรษฐศาสตร์



2.เมื่อ sign in สำเร็จให้ click เลือก classroom ตามภาพ



3. หลังจากนั้นclickเครื่องหมายบวกและclick join class ตามลำดับ



4. เมื่อ join class สำหรับให้ใส่ class code wasgd7a

Join class

Ask your teacher for the class code, then enter it here.

Class code
wasgd7a

Cancel Join

5. เมื่อเข้าสู่ classroom ให้ลองทำ assignment 5 assignment ตามที่อาจารย์ได้วางไว้

The screenshot shows a Canvas LMS classroom interface. At the top, the page title is "BE Mock Exam Room" with the subtitle "Practice Uploading scan file" and a class code "wasgd7a". Navigation tabs include "Stream", "Classwork", "People", and "Grades". A banner image shows a laptop and tablets with the text "BE Mock Exam Room Practice Uploading scan file" and "Class code wasgd7a". Below the banner, there is an "Upcoming" section with the text "No work due soon" and a "View all" link. A "Share something with your class..." input field is present. A post from "be_final2020 be_final2020" at 9:56 PM (Edited 10:02 PM) contains the text: "Proceed to the classwork section. Practice uploading scanned paper into the Assignment section! Check the amount of time that you've used. Practice makes perfect." Below the post is a comment input field. At the bottom, a notification from "be_final2020 be_final2020" at 10:01 PM (Edited 10:24 PM) states: "posted a new assignment: Assignment 5: Upload the cover pag...". An "Activate Windows" watermark is visible in the bottom right corner.