





Alternative Trade Theories

Chayun Tantivasadakarn
Faculty of Economics, Thammasat University


1



Outline

- Intra-Industry Trade
- The Imitation Lag Hypothesis and The Product Cycle Theory
- The Kemp Model and External Economies of Scale
- The Krugman Model and Internal Economies of Scale with Monopolistic Competition
- Monopoly and Dumping
- Reciprocal Dumping

2




Intra-industry Trade

- The trade theories studied so far emphasize on trade in different goods or inter-industry trade between developed and developing countries.
- But most trade between developed countries involve goods in the same industry or intra-industry trade. (cars, vine)
- The Grubel-Lloyd (GL) index

$$IIT_i = 1 - \frac{|X_i - M_i|}{X_i + M_i}$$

- If $X_i = 0$ or $M_i = 0$, $IIT_i = 0$, no intra-industry trade.
- If $X_i = M_i$, $IIT_i = 1$,

3



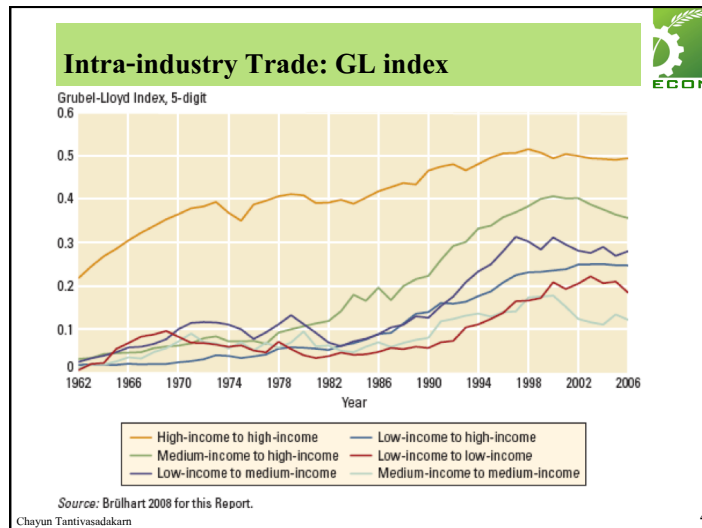
Intra-industry Trade: GL index x 100

Table 10.2 Intra-industry trade, GL-index manufacturing sector 1995 (3-digit level, %)

Country	World	OECD 22	NAFTA	East Asia Dev.	Latin America
Australia	36.6	17.5	16.0	39.2	41.6
Bangladesh	10.0	3.5	1.7	3.4	8.0
Chile	25.7	10.1	11.5	3.6	47.8
France	83.5	86.7	62.7	38.7	22.9
Germany	75.3	80.1	61.2	36.2	22.8
Japan	42.3	47.6	45.7	36.1	7.0
Malaysia	60.4	48.5	57.9	75.0	10.4
Hong Kong	28.4	20.2	25.2	19.9	13.6
UK	85.4	84.0	72.5	46.6	38.6
USA	71.7	74.0	73.5	41.4	66.0

Source: NAPES website, <http://napes.anu.edu.au/>

4



The Imitation Lag Hypothesis and The Product Cycle Theory

- This group of theories concern about the dynamic comparative advantage which changes over time
- The Imitation Lag Hypothesis (Michael Posner):
 - There is a delay in transmission or diffusion of technology from country A to country B.
 - There is a delay in consumer acceptance in country B after the the new product is introduced in country A.x

Chayun Tantivasadakarn

5

The Product Cycle Theory

- The Product Cycle Theory (Raymond Vernon): the life cycle of the new product has 3 stages
 - New product stage
 - Maturing product stage
 - Standardized product stage
- New product stage:
 - the product is produced and consumed only in Developed countries (DCs) where the demand is located. No international trade.

Chayun Tantivasadakarn

6

The Product Cycle Theory

- Maturing product stage:
 - product standards start to emerge and mass production process and economies of scale start to be realized. Foreign demand in other DCs starts to grow. There is export from the original DC to other DCs.
 - The original DC starts to invest in other DCs to lower the production costs via FDI. Exports from the original DC are displaced by the production in these new production sites.
 - The original DC may start to import from these new plants.

Chayun Tantivasadakarn

7

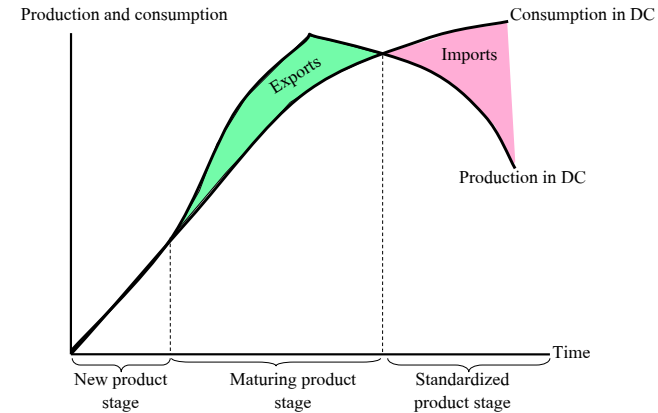
The Product Cycle Theory

- Standardized product stage:
 - Product characteristics and production process are well known.
 - Production may shift to the developing countries (LDCs) to utilize lower labor costs.
 - LDCs export the product to DCs.

Chayun Tantivasadakarn

8

The Product Cycle Theory



Chayun Tantivasadakarn

9

The Kemp Model and External Economies of Scale

- This model relax the assumption about CRTS technology used in H-O model (which implies no economies of scale) by assuming external economies of scale.
- External economies of scale: the situation in which the long run average cost curve of each firm falls as the total industry output increases.
- Firms in this case tend to concentrate in one places; e.g., Silicon Valley for semiconductor, New York for investment banking, Hollywood for movies, Siam square for tutoring services, RCA for night clubs and pubs.

Chayun Tantivasadakarn

10

The Kemp Model

- Reasons for external economies of scale:
 - Specialized suppliers: viability of new products or services need sufficiently large market; e.g., PCs, high ways.
 - Pecuniary economies of scale: larger market lower the cost of inputs; e.g., labor pooling allows more selection of skilled workers and cheaper wage.
 - Knowledge spillover: clustering of firms together in one area helps knowledge of new discovery to be spread out and improved upon faster; e.g., Silicon Valley.

Chayun Tantivasadakarn

11

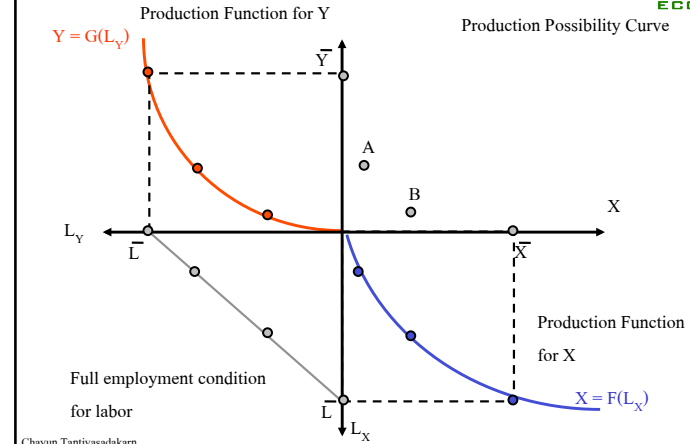
The Kemp Model

- External economies of scale is still consistent with U-shaped LAC.
- It is not a barriers to entry for new firms like internal economies of scale.
- Perfect competition assumption is still consistent with this case.
- However external economies of scale will generate convex production possibility curves.

Chayun Tantivasadakarn

12

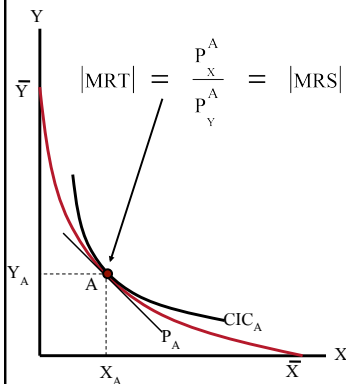
PPC under external economies of scale



Chayun Tantivasadakarn

13

The Kemp Model: Autarky equilibrium



Chayun Tantivasadakarn

14

- With external economies of scale and perfect competition, each firm produces until

$$P_X = MC_X, P_Y = MC_Y$$

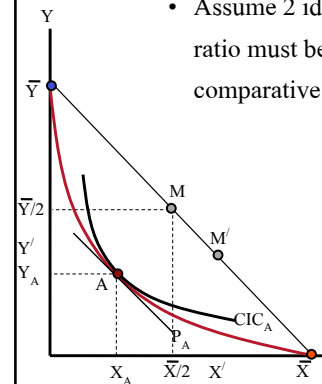
$$|MRT| = \frac{MC_X}{MC_Y} = \frac{P_X^A}{P_Y^A}$$

- A representative consumer maximizes utility

$$|MRS| = \frac{MU_X}{MU_Y} = \frac{P_X^A}{P_Y^A}$$

The Kemp Model:

- Assume 2 identical countries, the autarky price ratio must be the same and there is no pattern of comparative advantage. --> should be no trade.
- But suppose H specializes in X and F specializes in Y. Then each consume a half of what is produced and trade the other half. Both will be at M and definitely better off than autarky.



Chayun Tantivasadakarn

15

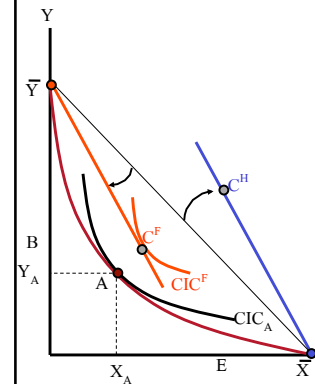
The Kemp Model:

- If the indifference curve of both country accidentally tangents at point M, this point will be the trade equilibrium. However, it is unlikely.
- Suppose consumers like X more and CIC tangents at point M' instead. There will be shortage of X and surplus of Y which force P_X/P_Y to rise.
- Since H specializes in X, its budget line rotates outward. The budget line for F rotates inward.
- The price adjustment process continues until the trade triangles of both countries are equalized.

Chayun Tantivasadakarn

16

The Kemp Model:



- Note P_X/P_Y adjusts until YBC^F equals to $C^HE\bar{X}$.
- Both countries gain from trade.
- But there is no guarantee for equal gains from trade.
- The distribution of gains depends on the initial state of specialization.
- The model cannot predict the pattern of specialization.

Chayun Tantivasadakarn

17

The Kemp Model:

- The specialization pattern may be determined by historical reasons.
- There is some possibility of losses from trade. For instance if preferences are sufficiently bias toward X, P_X/P_Y will increase until the budget line for F is in the interior of the PPC.
- In our example factor prices are equalized in autarky but they are not equalized after trade!

Chayun Tantivasadakarn

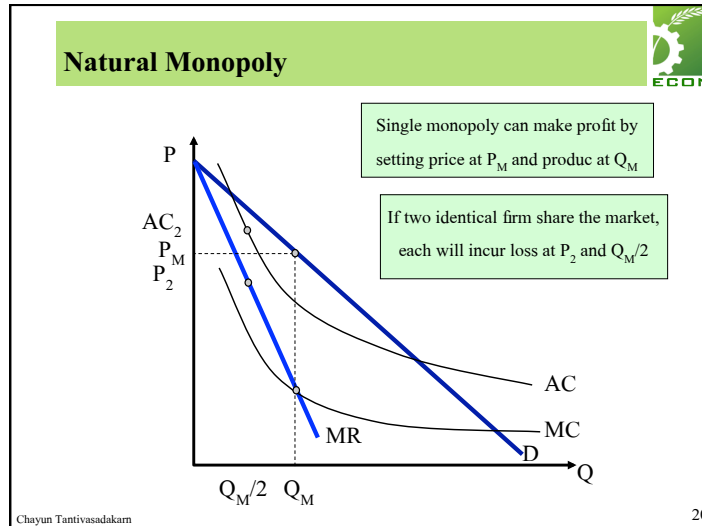
18

Internal Economies of Scale and Monopolistic Competition

- External Economies of scale
 - The cost per unit depends on the size of the industry but not necessarily on the size of any one firm.
 - An industry will typically consist of many small firms and be perfectly competitive.
- Internal Economies of scale
 - The cost per unit depends on the size of an individual firm but not necessarily on that of the industry.
 - The market structure will be imperfectly competitive with large firms having a cost advantage over small.

Chayun Tantivasadakarn

19



- ### The Krugman Model: Monopolistic competition
- Assumptions:
 - an industry consisting of a number of firms producing differentiated products
 - Each firm is assumed to be able to differentiate its product from its rivals.
 - Each firm is assumed to take the prices charged by its rivals as given.
 - The demand facing by each firm depends
 - positively with the market size and competitors' prices.
 - negatively with its own price and number of firms.
- Chayun Tantivasadakarn 21

The Krugman Model: Monopolistic competition

Demand: $Q = [1/n - b(P - \bar{P})] S$ (1)

where

- Q is the firm's sales
- S is the total sales of the industry
- n is the number of firms in the industry
- b is a constant term representing the responsiveness of a firm's sales to its price
- P is the price charged by the firm itself
- \bar{P} is the average price charged by its competitors

Chayun Tantivasadakarn 22

The Krugman Model: Monopolistic competition

- We want to determine the number of firms, n , and the price charged, P .
- First, derive the relationship between n and P . If each firms treat the average price as given, rewrite (1) as

$$Q = [1/n + b\bar{P}]S - bSP$$

Hence, $P = A - Q/(bS)$
 and $TR = AQ - Q^2/(bS)$, $MR = A - 2Q/(bS)$
 or $MR = A - Q/(bS) - Q/(bS)$
 $MR = P - Q/(bS)$

Chayun Tantivasadakarn 23

The Krugman Model: Monopolistic competition

- Assume a constant $MC = c$, maximize profits require $MR = MC$ or

$$MR = P - Q/(bS) = c \rightarrow P = c + Q/(bS)$$
- Assuming that all firms in this industry are symmetric, $P = \bar{P}$, which implies that $Q = S/n$. Hence,

$$P = c + 1/(bn) \tag{2}$$
- the more firms, the more competition, and hence the lower the price. ▶
- Plotting (2) as P curve. The curve is downward sloping.
- This curve represents P that maximizes profits for given n.

The Krugman Model: Monopolistic competition

- Second, derive the relationship between n and AC. By symmetry, $P = \bar{P}$, which implies that $Q = S/n$
- Suppose total cost, C, consists of a fixed cost, F, and a variable cost, cQ

$$C = F + cQ \tag{3}$$

- The firm's average total cost is

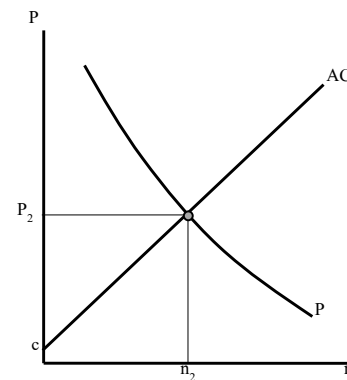
$$AC = F/Q + c \tag{4}$$

The Krugman Model: Monopolistic competition

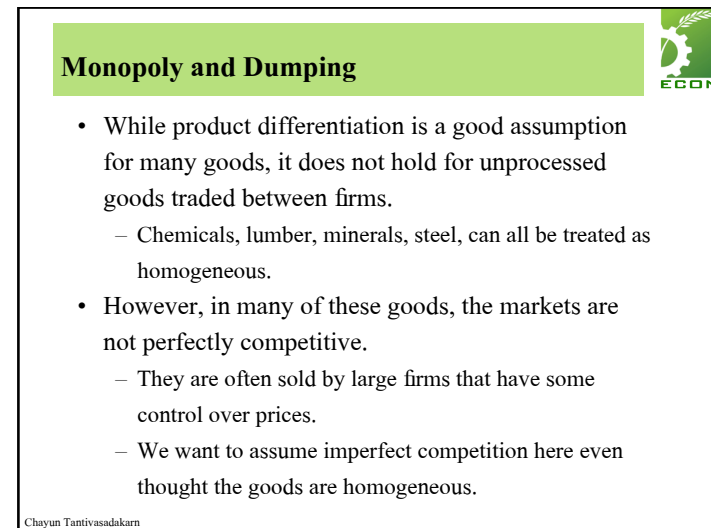
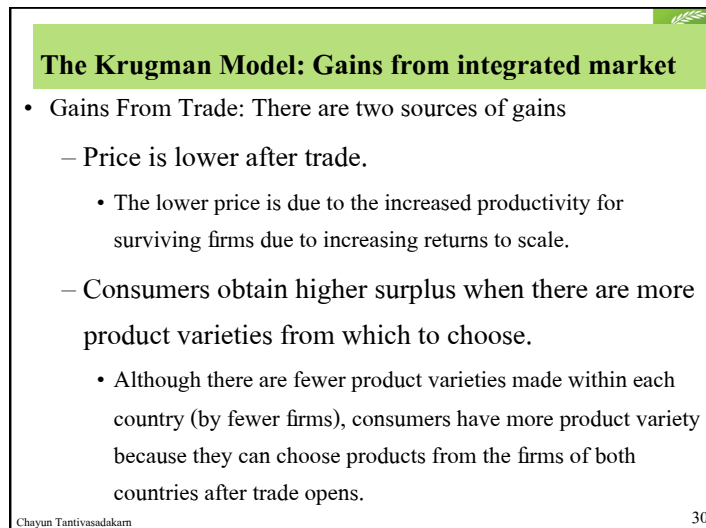
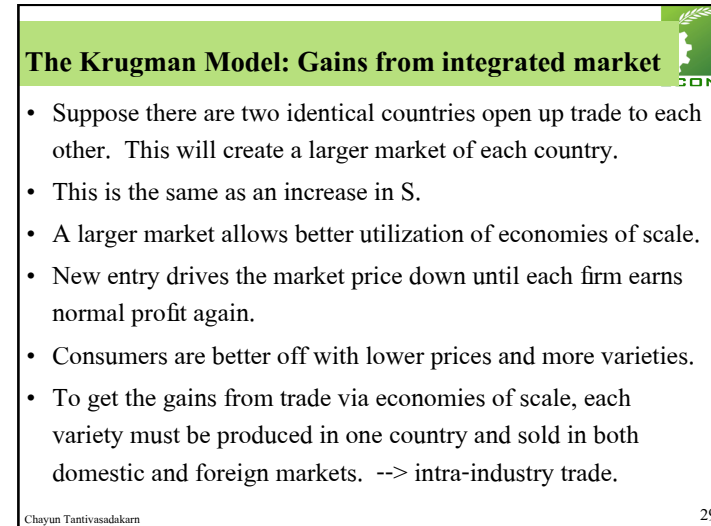
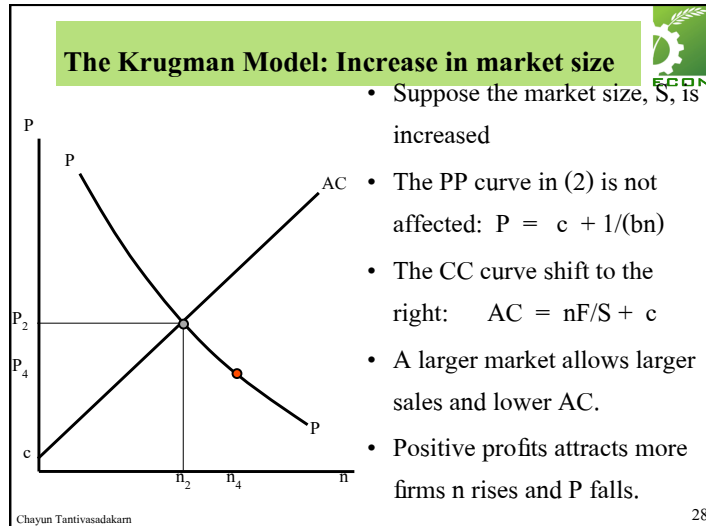
- Combining (4) and $Q = S/n$ gives

$$AC = nF/S + c \tag{5}$$
- The more firms there are in the industry the higher is the individual firm's average cost since each firm produce less.
- Plotting (5) as AC curve. The curve is upward sloping. ▶
- This curve represents the average cost that increase with n.
- Since each firm must have zero profit in the long run or $P = AC$. The equilibrium must occur at the intersection between P and AC curves.

The Krugman Model: Equilibrium



- At $n_1, P_1 > AC_1$. Profits are positive which attract more firms into the industry; n increases.
- At $n_3, P_3 < AC_3$. Profits are negative; firms exit the industry; n decreases.
- At $n_2, P_2 = AC_2$. Profits are zero and the firm is in an equilibrium. ▶



Monopoly and Dumping

- A Model of Product Dumping
 - Dumping occurs when a firm sells a product abroad at a price that is either less than the price it charges in its local market, or less than its average cost to produce the product.
 - Not only can firms charge a price higher than MC, but can also charge different prices in their domestic market as compared to their export market.
 - This is price discrimination.
 - The firm is able to choose how much different groups of customers pay.
 - There must be some reason that consumers in the high-price market cannot import directly from the low-cost market.

Chayun Tantivasadakarn

33

Monopoly and Dumping

- Discriminating Monopoly
 - Assume a foreign monopolist sells both to its local market and exports to Home.
 - The monopolist is able to charge different prices in the two markets.
 - Discriminating monopoly
 - The firm's demand in the export market will be more elastic since there is more competition.
 - It will lose more customers by raising prices than in the local market.

Chayun Tantivasadakarn

Monopoly and Dumping

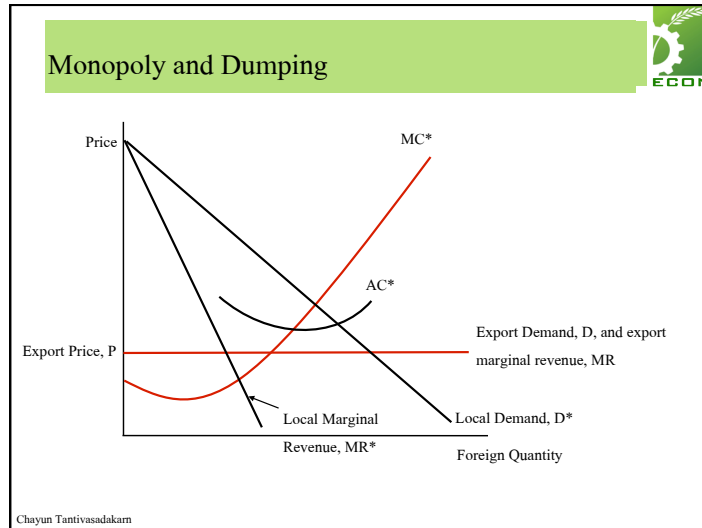
- Discriminating Monopoly
 - If there is enough competition in the export market, they will face a horizontal demand curve at price P, as in a perfectly competitive market.
 - If the price in the export market is set at P, then they can sell all they want at that price—selling more does not change the price.
 - In this case, the marginal revenue for exports equals the price.

Chayun Tantivasadakarn

Monopoly and Dumping

- Equilibrium Condition
 - For the discriminating monopolist, profits are maximized where $MR = MR^* = MC^*$.
 - If the Foreign firm produces at Q_1 , at point B, the $MC^* = MR$ in export market.
 - But not all product is exported
 - The amount sold locally is determined by $MR^* = MC^*$, at point C.
 - The price sold locally is P^* and the price in the export market is P.
 - The firm is maximizing profits across both markets.

Chayun Tantivasadakarn



- ### Monopoly and Dumping
- The Profitability of Dumping
 - The Foreign firm charges P^* selling Q_2 in the local market.
 - The local price is higher than the export price.
 - It is dumping its product into the export market.
 - The average costs are lower than the local price but higher than the export price.
 - Since AC is above the export price, the firm is also dumping according to this cost comparison.
- Chayun Tantivasadakarn

- ### Monopoly and Dumping
- Numerical Example of Dumping
 - Suppose the following data:
 - Fixed costs = \$100
 - Marginal costs = \$10/unit
 - Local price = \$25
 - Local quantity = 10
 - Export price = \$15
 - Export quantity = 10
 - Profits from the local market are:
 - $\$25(10) - \$10(10) - \$100 = \50
 - Average costs for the firms are $\$20 [=200/10]$.
- Chayun Tantivasadakarn

- ### Monopoly and Dumping
- Numerical Example of Dumping
 - Suppose the firm sells an additional 10 units at \$15; less than average costs of production.
 - Is it still profitable? Profits are:
 - $[\$25(10) + \$15(10)] - \$10(20) - \$100 = \$100$
 - Profits have increased because the extra units are sold at \$15, but at a marginal cost of \$10.
 - Profits still rise from dumping in the export market
 - So it is clear why firms dump—it is profitable
- Chayun Tantivasadakarn

Reciprocal Dumping

- Reciprocal Dumping
 - It can happen that firms in both countries are accused of dumping in the other—this is reciprocal dumping.
 - For example, shortly after the U.S. ruled that Canadian greenhouse tomatoes were being dumped into the U.S., the Canadian government investigated dumping against American fresh tomatoes.
 - The final ruling was that there was no harm or injury to the firms in either country, so no antidumping duties were applied.

Chayun Tantivasadakarn

Reciprocal Dumping

- Reciprocal Dumping
 - How can it be profitable for both firms to charge prices for their exports that are below their local prices?
 - We show that, in fact, it is a common feature of imperfectly competitive markets.
 - Rather than selling additional units in the local market and depressing its own price, a firm can enter the export market.
 - It then depresses the price of firms abroad by increasing quantity.
 - Since both firms have this incentive, equilibrium will have both firms selling abroad.

Chayun Tantivasadakarn

Reciprocal Dumping

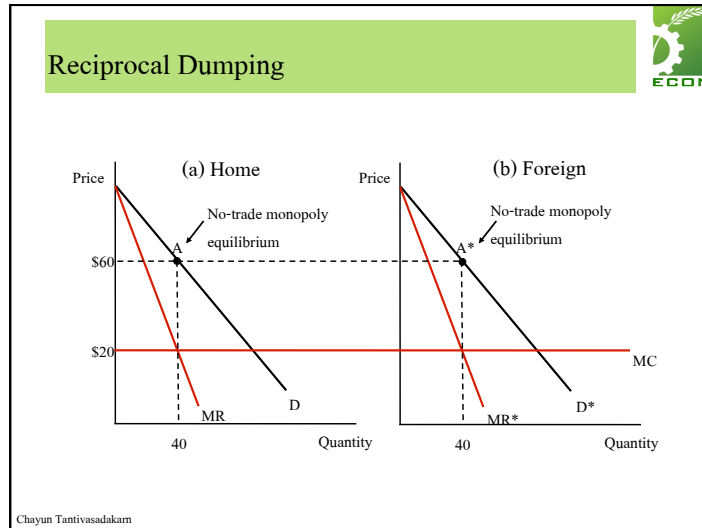
- Numerical Example of Reciprocal Dumping
 - Assume Home and Foreign have identical demand curves shown in the next figure.
 - $P = 100 - Q$
 - Marginal revenue:
 - $MR = 100 - 2Q$
 - $MR = (100 - Q) - Q$ or
 - $MR = P - Q$

Chayun Tantivasadakarn

Reciprocal Dumping

- No-Trade Equilibrium
 - Assume Home and Foreign have identical marginal costs = \$20/unit.
 - Without trade, equilibrium will occur as we showed before with a monopoly—where $MR = MC$ and price from the demand.
 - $100 - 2Q = 20 \rightarrow 2Q = 80$ or
 - $Q = 40$ and $P = 100 - 40 = \$60$
 - Shown by A and A*

Chayun Tantivasadakarn



- ### Reciprocal Dumping
- Trade Equilibrium in the Home Market
 - Foreign has an incentive to export to Home (since price is still above marginal cost and doing so depresses price for the other firm).
 - Selling one more unit in Home would increase sales in that market from 40 to 41 and lower Home price from \$60 to \$59.
 - The marginal revenue is \$59 which is much higher than the marginal cost of \$20.
 - It will export to the Home market.
 - The Foreign firm will export more than one unit since the $MR > MC$.
- Chayun Tantivasadakarn

- ### Reciprocal Dumping
- Trade Equilibrium in the Home Market
 - The Foreign firm sells in the Home market where the $MR = MC^*$ as before.
 - In this case we will assume there are transportation costs for the exports of \$10 per unit, so the equilibrium condition is:
 - $MC = MR \rightarrow \$20 + \$10 = P - Q_F$
 - $Q_F = P - \$30$
 - The entry of Foreign into the Home market reduces the Home firm's profits since it reduces Home's price.
 - This means the Home firm will reduce the quantity it produces in Home.
- Chayun Tantivasadakarn

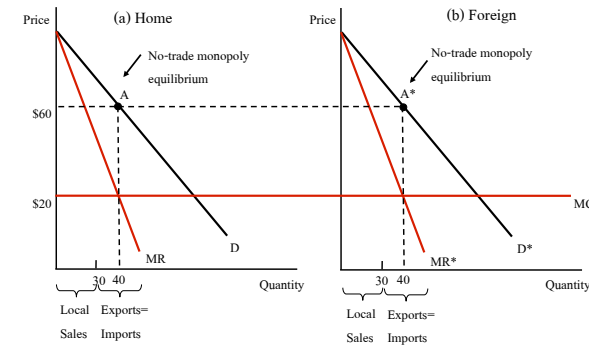
- ### Reciprocal Dumping
- Trade Equilibrium in the Home Market
 - Home firm will choose the Home quantity by comparing MR to MC in the Home market:
 - $MC = MR_H \rightarrow \$20 = P - Q_H \rightarrow Q_H = P - \20
 - The price in the Home market is related to the total quantity sold:
 - $P = 100 - Q = 100 - Q_F - Q_H$
 - Using the profit maximizing conditions and the demand equation, we get:
 - $P = 100 - (P - \$30) - (P - \$20)$
 - We get $P = \$50$
 - The equilibrium price with trade is \$50. Home produces 30 for domestic market and 20 for Foreign.
- Chayun Tantivasadakarn

Reciprocal Dumping

- Two-way Trade
 - Since the Foreign firm has an incentive to enter the Home market and both firms are the same, the Home firm has the same incentive in the Foreign market.
 - Foreign price with trade will also be \$50 with Foreign producing 30 units for its own market and importing 20 units from Home.
 - B and B* in the figure.
 - Notice that as each firm sells in the other market, prices fall in both market. Firms are engaged in “reciprocal dumping”

Chayun Tantivasadakarn

Reciprocal Dumping



Chayun Tantivasadakarn

Reciprocal Dumping

- Measurement of Dumping
 - In trade disputes over dumping, the government in each country compares the price that a Foreign firm earns in the country’s market, net of transportation costs, to the price the Foreign firm earns in its local market.
 - In our example, Foreign exports at \$50 with \$10 in transportation costs: net \$40.
 - Since the price in local market is \$50, Foreign is dumping in the Home market.
 - Similarly, Home is dumping into the Foreign market.
 - Reciprocal dumping is occurring.

Chayun Tantivasadakarn

Reciprocal Dumping

- Measurement of Dumping
 - This example has allowed us to illustrate the incentives for firms to enter markets abroad.
 - For the first units sold to the export market, the MR for the exporting firm will always be higher than the MR of the local firm abroad.
 - The exporting firm does not lose as much revenue from existing sales by selling additional units in the export market.
 - The Foreign firm has an incentive to enter the Home market and the Home firm has an incentive to enter the Foreign market.
 - We should not be surprised to see two-way trade even with homogeneous products.

Chayun Tantivasadakarn

52

Conclusions



- When firms have increasing returns to scale, there is potential for gains from trade above and beyond what we have seen so far.
- Two identical countries with external economies of scale may trade even there is no pattern of comparative advantage. Each country gain by completely specialize in different products.

Chayun Tantivasadakarn


Conclusions



- The model of monopolistic competition with differentiated products and internal economies of scale shows that trade will occur even between countries that are identical because the potential to sell in a larger market will induce firms to lower their prices below those charged in the absence of trade.

Chayun Tantivasadakarn


Conclusions



- The reduction in average costs lowers the prices charged by firms, creating gains for consumers in the importing country.
- Additionally, since each firm produces a differentiated product, trade between countries allows for more product varieties available for consumers.
- In fact there are some firms exit the market which allow the remaining firms to utilize the economies of scale even more.

Chayun Tantivasadakarn

Conclusions



- When products are homogeneous, it is still possible to get two-way trade between countries. This leads to dumping.
- Dumping arises due to a more elastic demand curve in the export market.
- Dumping can also occur even when the demand curves in the two markets are the same, as firms compete to enter each other markets.
- When the firms in both countries act this way they are engaged in reciprocal dumping.

Chayun Tantivasadakarn