

BACHELOR of ECONOMICS



**Thammasat University
Faculty of Economics
Bachelor of Economics (International Program)**

AC201 Fundamental Accounting

Semester 1/2011

Course Materials

Topic:

Chapter 13 Reporting and Interpreting
Statement of Cash Flows

Session:

Session #13

Instructor:

Assistant Professor Dr. Orapan Yolrabil



Chapter 13: Reporting and Interpreting Statement of Cash Flows

CHAPTER SUMMARY

The Statement of Cash Flows is one of the required financial statements. Its primary purpose is to provide cash flow information in a manner that maximizes its usefulness to investors, creditors, and others in projecting future cash flows related to the enterprise.

The Statement of Cash Flows has three main sections:

- (a) cash flows from operating activities which are related to earning income from normal operations;
- (b) cash flow from investing activities which are related to the acquisition and sale of productive assets;
and
- (c) cash flows from financing activities which are related to the sources of financing the enterprise.

The net cash inflow or outflow for the year is the same amount as the increase or decrease in cash and cash equivalents for the year. Cash equivalents are highly liquid investments with original maturities of less than three months.

Two different methods for reporting cash flows from operating activities are permitted. They are called the direct and indirect methods. Investing and financing activities are reported in exactly the same manner under both methods. Only the Operating section is presented differently. The direct method reports the gross cash flows for the main classifications of revenues and expenses. In contrast, the indirect method reports operating activities by showing a reconciliation of net income to net cash flows from operating activities. The amount of net cash flow from operations reported is the same under both methods.

CHAPTER OBJECTIVES

- LO1 Classify cash flow statement items as part of net cash flows from operating, investing, and financing activities.
- LO2 Report and interpret cash flows from operating activities using the indirect method.
- LO3 Analyze and interpret the quality of income ratio.
- LO4 Report and interpret cash flows from investing activities.
- LO5 Analyze and interpret the capital acquisitions ratio.
- LO6 Report and interpret cash flows from financing activities.
- LO7 Understand the format of the cash flow statement and additional cash flow disclosures.
- Supplement A Report and interpret Cash Flows from operating activities using the direct method.

CHAPTER OUTLINE

- I. UNDERSTANDING THE BUSINESS**
 1. Net income on the Income Statement indicates that revenues exceeded costs and expenses for the accounting period.
 2. Net income does not pay bills. Cash pays bills.
 - a. The Statement of Cash Flows is an indication of a company's ability to pay bills.
 - b. It presents the sources of a company's cash inflows and the uses of cash outflows. The statement highlights the generation of cash. It also details investments and external financing.
 3. The Statement of Cash Flows is an important statement to use to predict the going concern ability (continuity) of a business. Both managers and analysts are interested in the Statement of Cash Flows for a business. It helps to assess the "health" of a company in regard to expanding operations, replacing operational assets, taking advantage of market opportunities, and paying dividends.

- II. LO1 CLASSIFY CASH FLOW STATEMENT ITEMS AS PART OF NET CASH FLOWS FROM OPERATING, INVESTING, AND FINANCING ACTIVITIES.**
 - A. What is cash?**
 1. The Statement of Cash Flows demonstrates how the beginning of the year cash balance changed to become the end of the year cash balance. Cash balance, in this instance, includes cash and cash equivalents.
 2. Cash equivalents are short-term, highly liquid investments. They possess two characteristics:
 - a. Readily convertible to known amounts of cash by the holder.
 - b. So near their maturity that the risk of change in value (because of interest rates) is insignificant. The "so near" characteristic considers maturities of less than three months from the investor's acquisition date.
 3. Examples of cash equivalents include Treasury bills, money market funds, and commercial paper.

 - B. Classifications on the Statement of Cash Flows**
 1. There are three broad classifications of cash inflows and outflows presented on the Statement of Cash Flows:
 - a. Operating activities
 - b. Investing activities
 - c. Financing activities.

 - C. Cash Flows from Operating Activities**
 1. The operating activities (operations) section of the Statement of Cash Flows reports cash inflows and outflows directly associated with revenues and expenses from normal operations reported on the Income Statement.
 - a. Note that a company can report net income even when the cash account has decreased over the year.
 - b. It can report a net loss even when the cash account has increased over the year.
 2. There are two alternative approaches for preparing the operating activities section of the Statement of Cash Flows.
 - a. The direct method reports the components of cash flows from operating activities as gross cash receipts and gross cash payments.
 1. The Financial Accounting Standards Board recommends this method, but it is rarely used in practice in the U.S. because managers say it is more costly (cost/benefit constraint) to use than the indirect method.
 2. Cash receipts and cash expenditures are used to compute cash inflows and cash outflows from operations. The difference is called net cash inflow (outflow) from operating activities.

3. This classification includes:

Inflows

Receipts from customers
Receipts of interest
Receipts of dividends

Outflows

Purchases of goods/services
Payments of interest
Payments to employees
Payments of income taxes
Payments of operating expenses

b. The indirect method adjusts net income (net loss) to derive net cash flows from operating activities.

1. This method is widely used in practice. Adjustments are made to net income to compute the net cash inflow (outflow) from operating activities.

2. The operating activities section of the Statement of Cash Flows describes cash flows related to the profit making activities of a business.

3. The Income Statement presents net income on an accrual basis without regard to when the related cash flows occur.

4. The Statement of Cash Flows, on the other hand, provides information on a cash basis. For example:

a. Depreciation expense is a common difference in net income on the Income Statement and net cash flows from operating activities on the Statement of Cash Flows.

b. Depreciation expense is deducted from revenues on the Income Statement to arrive at net income. However, depreciation expense does not require a cash outlay so it is added back to net income under the indirect method.

D. Cash Flows from Investing Activities

1. Cash flows from investing activities report cash inflows and outflows associated with the acquisition and disposal of long-lived productive assets and investment assets.

2. This classification includes:

Inflows

Sales of plant, property, & equipment
Sales or maturity of investments

Outflows

Purchases of plant, property, & equipment
Purchases of investments

3. Cash flows from investing activities involve the analysis of changes in long-term asset accounts (for example: plant, property, and equipment).

4. The difference between cash inflows and cash outflows from this category is the net cash inflow (outflow) from investing activities.

E. Cash Flows from Financing Activities

1. Cash flows from financing activities report cash inflows and outflows associated with owners and creditors. This category relates to the external sources of financing a business.

2. This classification includes:

Inflows

Borrowing on notes, mortgages, bonds, etc. –
from creditors
Issuing stock to owners

Outflows

Repayments of principal to creditors (excluding
interest – which is part of operations)
Repurchase of stock from owners
Payment of dividends to owners

3. For cash flows from financing activities, analysis for changes in liabilities and owners' equity accounts is performed (for example: notes payable, retained earnings, and capital stock).

4. The difference between cash inflows and cash outflows from this category is the net cash inflow (outflow) from financing activities.

F. Net Increase (Decrease) in Cash

1. The combination of net cash flows from operating activities, investing activities, and financing activities must equal the net change in cash for the reporting period.

2. When the overall net increase (or decrease) in cash is determined, it should be added to (or subtracted from) the beginning cash balance. The ending cash balance derived should agree with the cash balance reported on the current Balance Sheet.

H. Relationships to the Balance Sheet and Income Statement

1. The Statement of Cash Flows helps financial statement users understand the causes of the cash flows of a business. It demonstrates how the company got from the *beginning* cash balance to the *ending* cash balance (presented on the current Balance Sheet).
 - a. The investing activities section of the Statement of Cash Flows provides information related to the *long-term investment strategy* of a company.
 - b. The financing activities section of the Statement of Cash Flows provides information about the *financing strategy* of a company.
2. General ledger (or T-account) balances are used to prepare the Income Statement and the Balance Sheet since these balances are based on accrual accounting.
 - Although the General Ledger account balances are used to determine the amounts on the Cash Flow Statement, the General Ledger amounts must be adjusted in order to convert them to cash.
3. The following data is needed to prepare the Statement of Cash Flows:
 - a. Comparative Balance Sheets at the end of the *current* period and at the end of the *previous* period.
 1. These are used in determining the changes from the beginning to the end of the accounting period for each Balance Sheet item.
 2. Using this approach, cash flows from *all* activities (operating, investing, and financing) can be determined.
 - b. An Income Statement for the *current* period. This is used primarily in determining cash flows from operating activities.
 - c. Additional details are needed about some of the accounts that may reflect several transactions/events during the period. This information is necessary to determine which amounts resulted from cash flows and which amounts were noncash events.
4. The focus for preparing and interpreting the changes in the Balance Sheet accounts is the Balance Sheet equation: $A = L + SE$
 - a. This basic equation can be modified to reflect changes in Balance Sheet accounts:
Changes in A = Changes in L + Changes in SE
 - b. Cash and noncash events need to be separated:
Changes in Cash + Changes in Noncash Assets = Changes in L + Changes in SE
 - c. Finally, the change in cash can be explained by the changes in other Balance Sheet accounts:
Changes in Cash = Changes in L + Changes in SE - Changes in Noncash Assets
 - d. These changes are then classified as they relate to operating (O), investing (I), or financing (F) activities.

III. LO2 REPORT AND INTERPRET CASH FLOWS FROM OPERATING ACTIVITIES USING THE INDIRECT METHOD.

A. Overview

1. The operating activities section of the Statement of Cash Flows can be prepared in one of two formats:
 - a. The indirect method of presenting cash flows follows a reconciliation approach. Adjustments are added to and subtracted from net income to derive "cash income".
 - b. The direct method presents gross cash inflows and gross cash outflows related to operating activities. Unlike the indirect method, this method provides the statement user a sense of the magnitude of dollars flowing in and out of the day-to-day operations of the business.
2. The amount of "net" cash flow from operating activities is the *same* under *either* method. It is just the presentation of the details that differs. Just the details in the presentation of the Operating section vary. The investing and financing sections are only presented in one format.

- B. Reporting Cash Flows From Operating Activities - Indirect Method**
1. Start with net income.
 2. There are two basic steps to follow when adjusting net income to prepare the operating activities section under this method:
 - a. Step 1: Adjust net income for noncash revenues and expenses.
 1. Add back depreciation and amortization expense.
 - a. These were deducted to determine net income, but did not result in an outflow of cash.
 2. Add back bad debt expense. This did not result in a decrease in cash.
 3. Adjust for gain/loss on the sale of a plant asset.
 - a. Add back a loss or subtract a gain.
 - b. The total cash provided by the sale will be accounted for in the investing section.
 - b. Step 2: Review the Balance Sheet and determine the change of each of the current asset and current liability accounts. Compare year end balance with beginning of the year balance and account for the increase or decrease as follows:
 1. If a current asset account increases, subtract the increase from Net Income
 2. If a current asset account decreases, add the decrease to Net Income
 3. If a current liability account increases, add the increase to Net Income
 4. If a current liability account decreases, subtract the decrease from Net Income

- IV. LO3 ANALYZE AND INTERPRET THE QUALITY OF INCOME RATIO.**
1. Answers the question: How much cash does every dollar of net income generate?
 2. All other things being equal, a higher ratio indicates greater ability to finance operating and other cash needs from operating cash inflows.

$$\text{Quality of Income Ratio} = \frac{\text{Cash Flow from Operating Activities}}{\text{Net Income}}$$

- V. LO4 REPORT AND INTERPRET CASH FLOWS FROM INVESTING ACTIVITIES.**
- A. Reporting Cash Flows From Investing Activities**
1. The investing activities section of the Statement of Cash Flows includes purchases (cash outflows) and sales (cash inflows) of long-lived productive assets and investments in securities of other companies.
 - a. Cash outflows relate to capital expenditures, such as the purchase of property, plant, and equipment, intangibles and investments.
 - b. Cash inflows relate to the sale of these assets. Any gain or loss on the sale is removed from the operating activities section if using the indirect method so that the entire sales proceeds can be presented in the investing activities section.
- B. Interpreting Cash Flows From Investing Activities**
1. Two common ways to assess a company's ability to internally finance its expansion needs are the capital acquisitions ratio and free cash flow.
 - a. Free Cash Flow is a measurement of a company's ability to engage in long-term investments activities. It provides an indication of whether a company can pursue investments without external funding. It implies that excess cash from operations can support such investments

Free Cash Flow = Cash Flows from Operating Activities - Dividends - Capital Expenditures

2. The capital acquisitions ratio is discussed below.

VI. LO5 ANALYZE AND INTERPRET THE CAPITAL ACQUISITIONS RATIO.

1. The capital acquisitions ratio reflects the portion of purchases of PP&E financed by cash from operations.

$$\text{Capital Acquisitions Ratio} = \frac{\text{Cash Flow from Operating Activities}}{\text{Cash Paid for PP \& E}}$$

VII. LO6 REPORT AND INTERPRET CASH FLOWS FROM FINANCING ACTIVITIES.

A. Reporting Cash Flows From Financing Activities

1. The financing activities section of the Statement of Cash Flows is associated with generating funds from creditors and owners.
 - a. Cash outflows include repayments of debt principal to creditors (any interest paid is presented under operating activities). Outlays of cash associated with owners include dividend payments, purchases of treasury stock shares, and purchases of shares for retirement.
 - b. Cash inflows include the proceeds of borrowing and the sale of stock (including the resale of treasury shares).
2. This type of activity is impacted by contributed capital accounts, long-term as well as short-term debt from borrowings, and retained earnings to the extent impacted by cash dividends.
3. If debt or stock is issued for something other than cash, they are not included in this section. This would be a significant noncash activity, and would be reported either in the Notes or in a separate section following the Statement of Cash Flows.
4. Although interest payments are associated with debt, they are reported in the operating section, not the financing section. One way to remember this is that interest expense is found on the Income Statement (otherwise known as the Statement of Operations) and therefore is shown in the Operating section of the Cash Flow Statement.

B. Interpreting Cash Flows From Financing Activities

1. The long-term expansion of a company is normally financed from three sources: internally generated funds (from operations), the issuance of stock, and money borrowed on a long-term basis.
2. The financing sources that management uses to fund expansion will have an important impact on the firm's risk and return characteristics. The Statement of Cash Flows shows how management has elected to fund its expansion.

VIII. LO7 UNDERSTAND THE FORMAT OF THE CASH FLOW STATEMENT AND ADDITIONAL CASH FLOW DISCLOSURES.

A. After the amount and category for each cash flow items is determined, the preparation of the Statement of Cash Flows is basically a formatting issue.

1. The heading should include the date "for the year ended ____." That is, the amounts presented under operating, investing, and financing activities are inflows and outflows of cash during the accounting period.
2. If the direct method for presenting cash flows from operating activities is used, a reconciliation of net income to cash income is required as a supplemental schedule.

B. Noncash Investing and Financing Activities

1. Certain transactions are important investing and financing activities, but they do not affect cash flows during the current accounting period. Often these events involve significant amounts.
2. Noncash disclosure of investing and financing activities is required on a schedule or in the notes to the financial statements. This disclosure helps users of the statement to forecast the impacts of future cash flows.
3. Examples of noncash items include the purchase of a building in exchange for common stock, the retirement of bonds payable by issuing stock, and the purchase of equipment by signing a note payable.

C. Supplemental Cash Flow Information

1. When the indirect method of presenting cash flows from operations is used, two figures must be derived for presentation about the operating activities of a company. They are interest PAID and income taxes PAID.
2. If they are not included on the face of the Statement of Cash Flows, these amounts should be disclosed in the notes.

IX. LO8 Supplement A. REPORT AND INTERPRET CASH FLOWS FROM OPERATING ACTIVITIES USING THE DIRECT METHOD.

A. Reporting Cash Flows From Operating Activities - Direct Method

1. The direct method presents a summary of all operating transactions that result in either a debit or a credit to cash. This approach is prepared by adjusting each item on the Income Statement from an accrual basis to a cash basis.
2. There are three basic steps to follow when preparing the operating activities under this method:
 - a. Step 1: Convert revenue amounts on the Income Statement to cash receipts or inflows. These involve receipts from customers and from investments.

Income Statement Account	+/- Change in Balance sheet Account(s)	= Operating Cash Flow
Sales Revenue	+ Decrease in A/R - Increase in A/R	Collections from customers
Interest or Dividend Revenue	+ Decrease in Interest/Dividends Receivable - Increase in Interest/Dividends Receivable	Collections of interest/ dividends from investments

- b. Step 2: Convert accrual cost of goods sold to cash paid to suppliers.

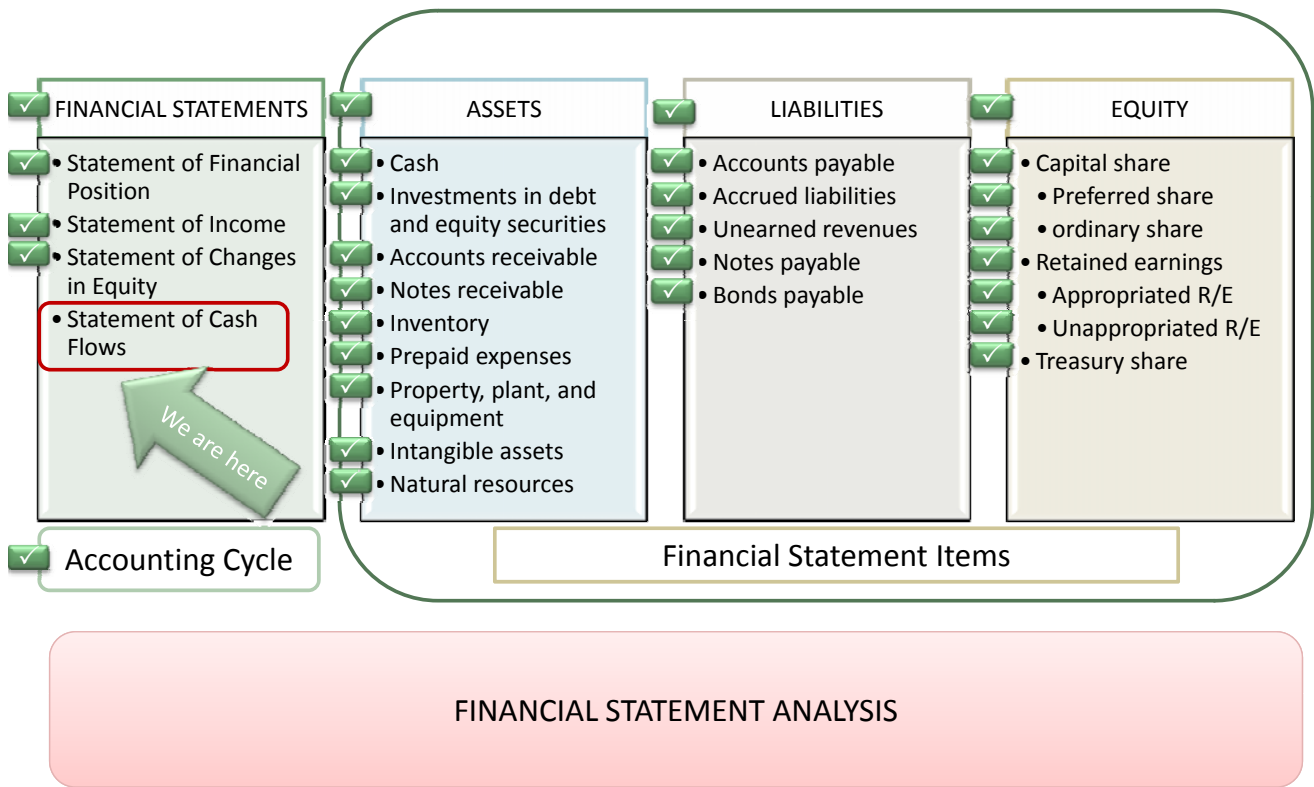
Income Statement Account	+/- Change in Balance sheet Account(s)	= Operating Cash Flow
Cost of Goods Sold	+ Increase in Inventory - Decrease in Inventory - Increase in A/P + Decrease in A/P	Payments to suppliers of inventory

- c. Step 3: Convert accrual operating expenses to cash payments for operating expenses.


Income Statement Account	+/- Change in Balance sheet Account(s)	= Operating Cash Flow
Other Expenses	+ Increase in Prepaids - Decrease in Prepaids - Increase in Accruals + Decrease in Accruals	Payments to suppliers of services such as rent, utilities, wages, interest, etc.
Income Tax Expense	+ Increase in Prepaid Taxes - Decrease in Prepaid Taxes - Increase in Taxes Payable + Decrease in Taxes Payable	Collections of interest/ dividends from investments

X. CHAPTER SUPPLEMENT B: SPREADSHEET APPROACH – STATEMENT OF CASH FLOWS: INDIRECT METHOD

1. The preparation of the Statement of Cash Flows can become complex for a company with an extensive chart of accounts. The spreadsheet approach uses a worksheet for a systematic way to analyze, organize, and summarize data. Comparative Balance Sheet amounts are needed.
2. The four money column worksheet is organized as follows:
 - a. On the far left at the top, each Balance Sheet account title is listed.
 - b. The first money column lists Balance Sheet account balances at the beginning of the year.
 - c. The next two money columns are for the debit/credit analysis of changes in the Balance Sheet accounts during the year.
 - d. The fourth money column (on the far right) lists Balance Sheet account balances at the end of the year.
 - e. On the far left at the bottom, the name of each item that will be reported on the Statement of Cash Flows is entered. These items should be listed by category (operating, investing, and financing).
3. As the debit/credit entries for the Balance Sheet accounts are made in the top half of the worksheet, offsetting debit/credit entries are made for Statement of Cash Flows items at the bottom of the worksheet. When all of the Balance Sheet items have been analyzed and footed across (reconciled), the information at the bottom of the worksheet is accumulated for the Statement of Cash Flows preparation.
4. The worksheet is an efficient tool for analysis of both cash and noncash events. It provides assurance to the Statement of Cash Flows preparer that all items (cash and noncash) have been properly considered for reporting and disclosure purposes.
5. The Income Statement and the Balance Sheet can be prepared directly from general ledger account balances. The Statement of Cash Flows requires further analytical procedures for its preparation. The worksheet (spreadsheet) is helpful in that regard.



AC201 Fundamental Accounting




BACHELOR
of **ECONOMICS**



CHAPTER 13:
REPORTING AND INTERPRETING
STATEMENT OF CASH FLOWS

Assistant Professor Dr. Orapan Yolrabail
Department of Accounting
Thammasat Business School
Thammasat University



มาตรฐานการบัญชี ฉบับที่ 7 (ปรับปรุง 2552)

เรื่อง

งบกระแสเงินสด

คำแถลงการณ์

มาตรฐานการบัญชีฉบับนี้เป็นไปตามเกณฑ์ที่กำหนดขึ้นโดยมาตรฐานการบัญชีระหว่างประเทศ ฉบับที่ 7 เรื่อง งบกระแสเงินสด ซึ่งเป็นการแก้ไขของคณะกรรมการมาตรฐานการบัญชีระหว่างประเทศ ที่สิ้นสุดในวันที่ 31 ธันวาคม 2551 (IAS 7: Statement of Cash Flows (Bound volume 2009))


TAS7 Statement of Cash Flows

Federation of Accounting Professions



Definition

- **The following terms are used in this Standard with the meanings specified:**
 - **Cash** comprises cash on hand and demand deposits.
 - **Cash equivalents** are short-term, highly liquid investments that are readily convertible to known amounts of cash and which are subject to an insignificant risk of changes in value.
 - **Cash flows** are inflows and outflows of cash and cash equivalents.
 - **Operating activities** are the principal revenue-producing activities of the entity and other activities that are not investing or financing activities.
 - **Investing activities** are the acquisition and disposal of long-term assets and other investments not included in cash equivalents.
 - **Financing activities** are activities that result in changes in the size and composition of the contributed equity and borrowings of the entity.




Fundamental Principle

• Fundamental Principle in TAS 7

- All entities that prepare financial statements in conformity with TFRSs are required to present a statement of cash flows. [TAS 7.1]
- The statement of cash flows analyses changes in cash and cash equivalents during a period.
 - Cash and cash equivalents comprise cash on hand and demand deposits, together with short-term, highly liquid investments that are readily convertible to a known amount of cash, and that are subject to an insignificant risk of changes in value.
 - Guidance notes indicate that an investment normally meets the definition of a cash equivalent when it has a maturity of three months or less from the date of acquisition.
 - Equity investments are normally excluded, unless they are in substance a cash equivalent (e.g. preferred shares acquired within three months of their specified redemption date).
 - Bank overdrafts which are repayable on demand and which form an integral part of an entity's cash management are also included as a component of cash and cash equivalents. [TAS 7.7-8]

5




Statement Presentation

• Presentation of the Statement of Cash Flows

- Cash flows must be analyzed between operating, investing and financing activities. [TAS 7.10]
- Key principles specified by TAS 7 for the preparation of a statement of cash flows are as follows:
 - operating activities are the main revenue-producing activities of the entity that are not investing or financing activities, so operating cash flows include cash received from customers and cash paid to suppliers and employees [TAS 7.14]
 - investing activities are the acquisition and disposal of long-term assets and other investments that are not considered to be cash equivalents [TAS 7.6]
 - financing activities are activities that alter the equity capital and borrowing structure of the entity [TAS 7.6]
- interest and dividends received and paid may be classified as operating, investing, or financing cash flows, provided that they are classified consistently from period to period [TAS 7.31]
- cash flows arising from taxes on income are normally classified as operating, unless they can be specifically identified with financing or investing activities [TAS 7.35]

6




Operating Cash Flows – Direct Method

- For operating cash flows, the direct method of presentation is encouraged, but the indirect method is acceptable [TAS 7.18]
- The direct method shows each major class of gross cash receipts and gross cash payments.
 - The operating cash flows section of the statement of cash flows under the direct method would appear something like this:

• Cash receipts from customers	XX,XXX
• Cash paid to suppliers	XX,XXX
• Cash paid to employees	XX,XXX
• Cash paid for other operating expenses	XX,XXX
• Interest paid	XX,XXX
• Income taxes paid	XX,XXX
• Net cash from operating activities	XX,XXX

7




Operating Cash Flows – Indirect Method

- The indirect method adjusts accrual basis net profit or loss for the effects of non-cash transactions.
 - The operating cash flows section of the statement of cash flows under the indirect method would appear something like this:


• Profit or loss	XX,XXX
• Add back depreciation	XX,XXX
• Add decrease in current assets	XX,XXX
• Deduct increase in current assets	XX,XXX
• Add increase in current liabilities	XX,XXX
• Deduct decrease in current liabilities	<u>XX,XXX</u>
• Net cash from operating activities	<u>XX,XXX</u>

8




Investing and Financing Cash Flows

- Cash flows from investing and financing activities should be reported gross by major class of cash receipts and major class of cash payments.
- Investing and financing transactions which do not require the use of cash should be excluded from the statement of cash flows, but they should be separately disclosed elsewhere in the financial statements [TAS 7.43]



Preparation of Statement of Cash Flows

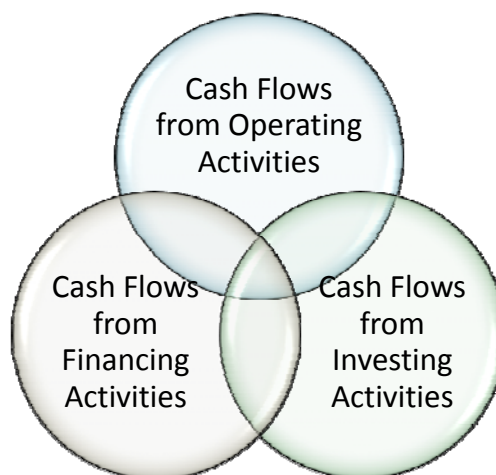




Statement of Cash Flows

Statement of Cash Flows

- The statement of cash flows analyses **changes in cash** and cash equivalents during **a period**.
 - Cash and cash equivalents comprise cash on hand and demand deposits, together with short-term, highly liquid investments that are readily convertible to a known amount of cash, and that are subject to an insignificant risk of changes in value.



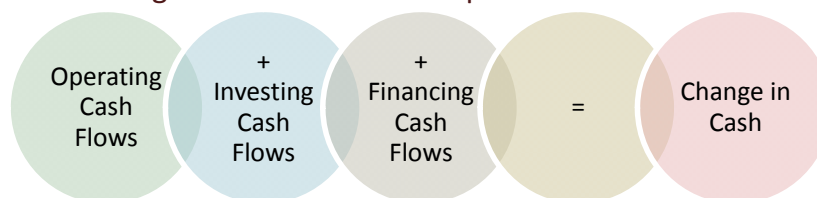
11




Cash Flows Categories

Categories of Cash Flows

- Cash flows must be analyzed between operating, investing and financing activities.
 - Operating activities** are the main revenue-producing activities of the enterprise that are not investing or financing activities, so operating cash flows include cash received from customers and cash paid to suppliers and employees.
 - Investing activities** are the acquisition and disposal of long-term assets and other investments that are not considered to be cash equivalents.
 - Financing activities** are activities that alter the equity capital and borrowing structure of the enterprise.




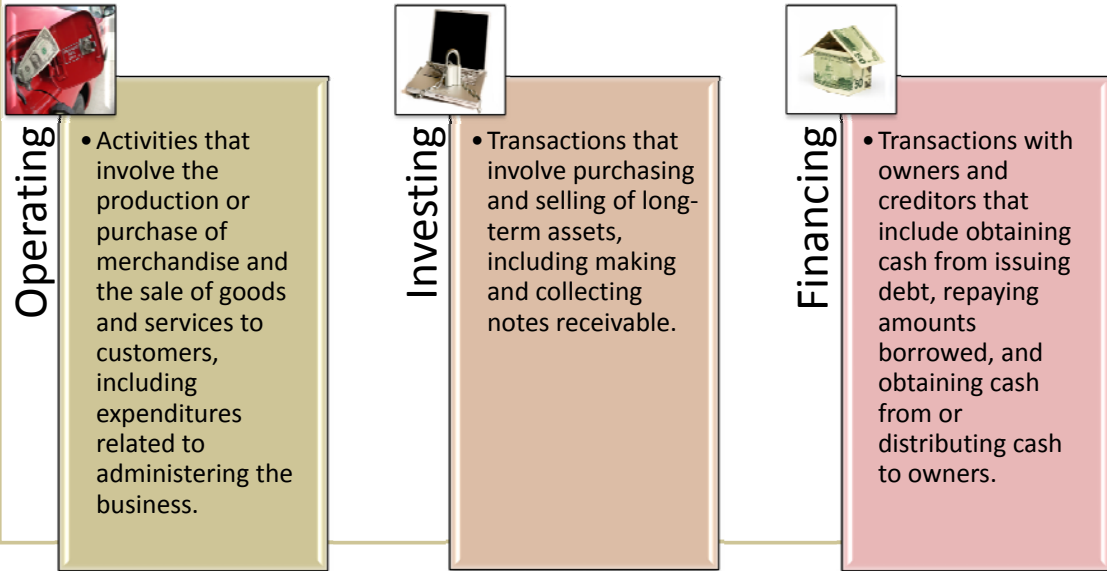
12



Statement of Cash Flows


- **Statement of cash flows**

- It reports all major cash receipts (inflows) and cash payments (outflows) during the period in the categories of operating, investing, and financing activities.





Statement of Cash Flows (Cont.)


- **Cash is defined as including both cash and cash equivalents.**
 - Cash equivalents are investments that can be quickly converted to cash; they have a maturity of 90 days or less when they are purchased.
 - They include money market accounts, commercial paper, and government treasury bills.
 - A company invests in cash equivalents to earn interest on cash that would otherwise be temporarily idle.
- **Purposes of the statement of cash flows:**
 - The primary purpose of the statement of cash flows is to provide information about a company's cash receipts and cash payments during an accounting period.
 - A secondary purpose is to provide information about a company's operating, investing, and financing activities during the accounting period.




Cash Flows from Operating Activities


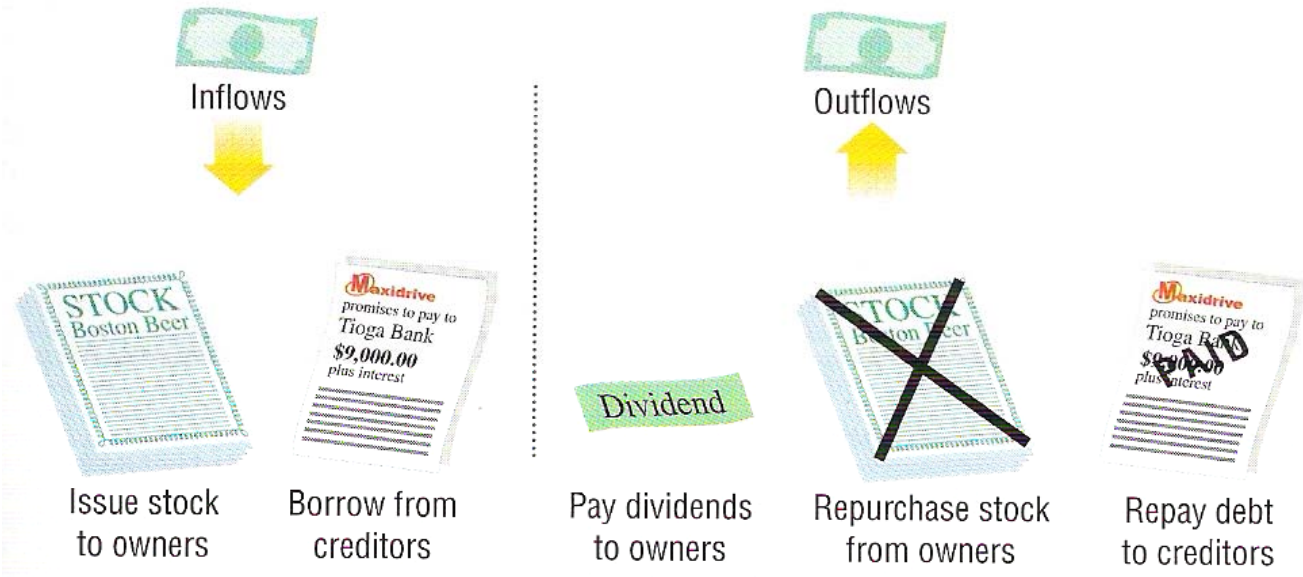


Cash Flows from Investing Activities

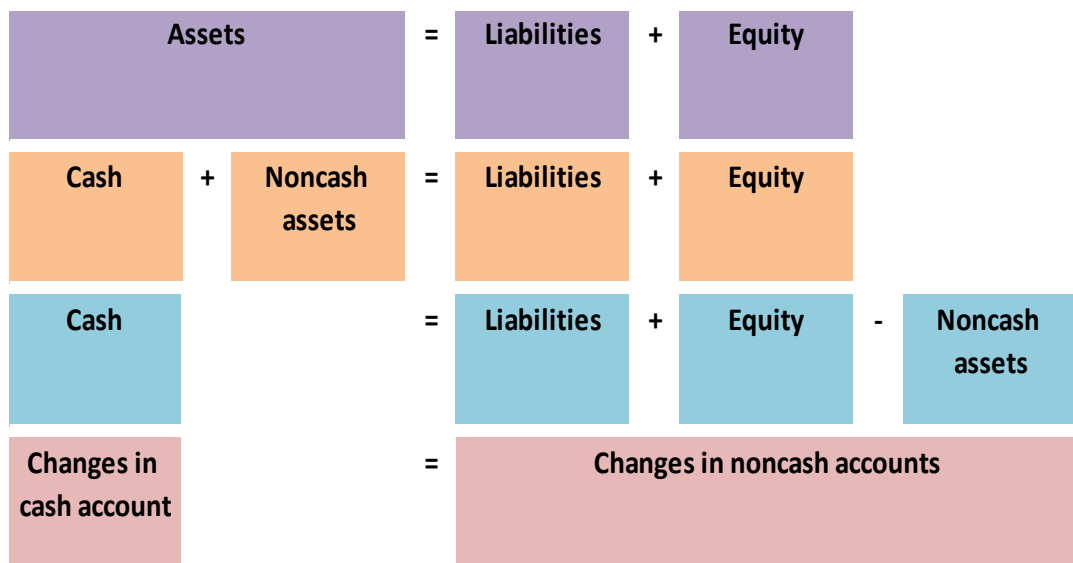




Cash Flows from Financing Activities




Relationship between Cash and Noncash Accounts



Company Name Statement of Cash Flows Period Covered (in Baht)	
Cash flows from operating activities: [List of individual inflows and outflows] Net cash flows from operating activities	①
Cash flows from investing activities: [List of individual inflows and outflows] Net cash flows from investing activities	②
Cash flows from financing activities: [List of individual inflows and outflows] Net cash flows from financing activities	③
Net increase (decrease) in Cash	① + ② + ③
Cash (and equivalents) balance at beginning of period	+ Beg. B/L
Cash (and equivalents) balance at end of period	= End. B/L

Same as cash balance on the balance sheet



Statement of Cash Flows Preparation

- **To prepare the statement of cash flows,**

Comparative Balance Sheet


- Used in calculating the cash flows from all activities (operating, investing, and financing).

Statement of income

- Used primarily in calculating cash flows from operating activities

Additional Details

- Concerning selected accounts where the total change amount in an account balance during the year does not reveal the underlying nature of the cash flows.



Cash Flows from Operating Activities

CASH FLOWS FROM OPERATING ACTIVITIES





- Presentation of net cash from operating activities for the statement of cash flows *that lists major operating cash receipts less major operating cash payments.*

Direct Method

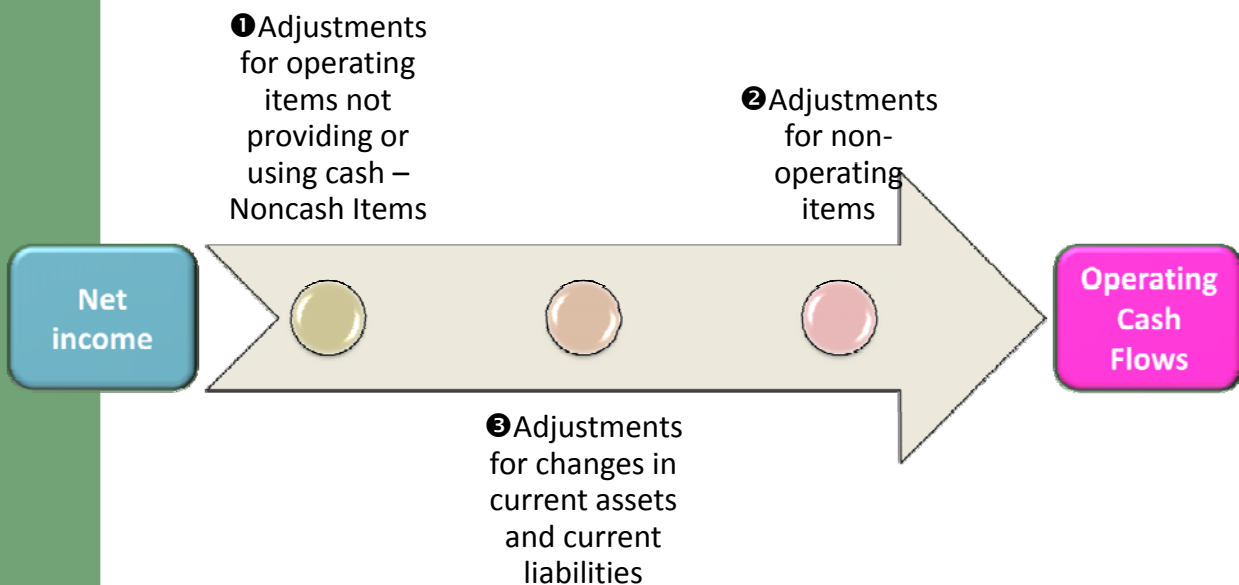


- Presentation that reports *net income and then adjusts it by adding and subtracting items to yield net cash from operating activities* on the statement of cash flows.


Indirect Method



Indirect Method -- OCF




	Changes in Account Balance During the Year	
	Increase	Decrease
Current Assets	Subtract from NI	Add to NI
Current Liabilities	Add to NI	Subtract from NI



Indirect Method -- OCF

Company Income Statement For the Years Ended December 31, 20XX (In Baht)		
Sales and other revenue	Adjusted by	Δreceivable and unearned revenue
Cost of goods sold	Adjusted by	Δinventory and payable
Other operating expenses	Adjusted by	Δprepaid expenses and payable
Depreciation expense	Adjusted by	add back noncash expenses
Other gains (losses)	Adjusted by	add back losses and subtract gains
Net income		
Adjustments:		
+ (-) Noncash expense (revenue)		
- (+) Gain (Loss) related to nonoperating activities		
- (+) Increase (Decrease) in noncash current assets		
+ (-) Increase (Decrease) in current liabilities		
Operating cash flows		

23




Indirect Method -- OCF

- **Net income or net loss**
 - Additions to net income:
 - + Depreciation, depletion, and amortization.
 - + All losses from sale of noncurrent assets.
 - + Decreases in current assets (other than cash).
 - + Increases in current liabilities.
 - Deductions from net income:
 - - All gains from sale of noncurrent assets.
 - - Increases in current assets (other than cash).
 - - Decreases in current liabilities.



24




Adjustments to Net Income

Adjustments to net income:

- Depreciation and other noncash expenses
 - Depreciation expense, amortization expense, and depletion expense for these assets appear on the Statement of income as allocations of the costs of the original purchases to the current accounting period.
 - Even though depreciation expense appears on the Statement of income, it involves no outlay of cash and so does not affect cash flows in the current period.
- Gains and losses
 - Gains and losses that appear on the Statement of income do not affect cash flows from operating activities and need to be removed from this section of the statement of cash flows.
 - The cash receipts generated by the disposal of the assets that resulted in the gains or losses are included in the investing activities section of the statement of cash flows.
 - The gains or losses must be removed from net income.


25



Adjustments to Net Income (Cont.)

- Changes in current assets
 - Decreases in current assets other than cash have positive effects on cash flows, and increases in current assets have negative effects on cash flows.
 - A decrease in a current asset frees up invested cash, thereby increasing cash flows.
 - An increase in a current asset consumes cash, thereby decreasing cash flows.
- Changes in current liabilities
 - The effect of changes in current liabilities have on cash flows is the opposite of the effect of changes in current assets.
 - An increase in a current liability represents a postponement of a cash payment, which frees up cash and increases cash flows in the current period.
 - A decrease in a current liability consumes cash, which decreases cash flows.

26



Investing and Financing Activities


Investing activities:

- To determine cash flows from investing activities, accounts involving cash receipts and cash payments from investing activities are examined individually.
 - The objective is to explain the change in each account balance from one year to the next.
 - Although, investing activities center on the long-term assets shown on the balance sheet, they also include any short-term investments shown under current assets on the balance sheet and any investment gains and losses on the Statement of income.

Financing activities:

- Determining cash flows from financing activities is very similar to determining cash flows from investing activities, but the accounts analyzed relate to short-term borrowings, long-term liabilities, and shareholders' equity.

27



Illustration

- Use the following information to prepare statement of cash flows:

Genesis Income Statement For the Years Ended December 31, 2008 (In Baht)		
Sales		590,000
Cost of goods sold	300,000	
Wages and other operating expenses	216,000	
Interest expense	7,000	
Depreciation expense	24,000	(547,000)
		43,000
Other gains (losses)		
Gain on retirement of bonds	16,000	
Loss on sale of plant assets	(6,000)	10,000
Income before taxes		53,000
Income taxes expense		(15,000)
Net income		38,000

28

Genesis
Balance Sheet
As of December 31, 2008 and 2007
(In Baht)

	2008	2007	Changes	Sign
Assets				
Current assets				
Cash	17,000	12,000	5,000	↑
Accounts receivable	60,000	40,000	20,000	↑
Merchandise inventory	84,000	70,000	14,000	↑
Prepaid expenses	6,000	4,000	2,000	↑
Total current assets	<u>167,000</u>	<u>126,000</u>	41,000	
Noncurrent assets				
Plant assets	250,000	210,000	40,000	↑
Less: Accumulated depreciation	<u>(60,000)</u>	<u>(48,000)</u>	<u>(12,000)</u>	↑
Plant assets, net	<u>190,000</u>	<u>162,000</u>	28,000	
Total assets	<u><u>357,000</u></u>	<u><u>288,000</u></u>	69,000	
Liabilities				
Current liabilities				
Accounts payable	35,000	40,000	(5,000)	↓
Interest payable	3,000	4,000	(1,000)	↓
Income taxes payable	<u>22,000</u>	<u>12,000</u>	10,000	↑
Total current liabilities	60,000	56,000	4,000	
Long-term bonds payable	<u>90,000</u>	<u>64,000</u>	26,000	↑
Total liabilities	150,000	120,000	30,000	
Equity				
Common stock	95,000	80,000	15,000	↑
Retained earnings	<u>112,000</u>	<u>88,000</u>	24,000	↑
Total equity	<u>207,000</u>	<u>168,000</u>	39,000	
Total liabilities and equity	<u><u>357,000</u></u>	<u><u>288,000</u></u>	69,000	

29





Illustration (Cont.)

- **Additional information:**
 - The accounts payable balances result from merchandise inventory purchases.
 - Purchased plant assets costing 70,000 Baht by paying 10,000 Baht cash and issuing 60,000 Baht of bonds payable.
 - Sold plant assets with an original cost of 30,000 Baht and accumulated depreciation of 12,000 Baht for 12,000 Baht cash, yielding a 6,000 Baht loss.
 - Received cash of 15,000 Baht from issuing 3,000 shares of ordinary share.
 - Paid 18,000 Baht cash to retire bonds with a 34,000 Baht book value, yielding a 16,000 Baht gain.
 - Declared and paid cash dividends of 14,000 Baht.



Indirect Method -- OCF

Adjustments to Net Income:

① Noncash Items

- Depreciation expense (I/S) +24,000 Baht

② Nonoperating Items

- Loss on sale of plant assets (I/S) +6,000 Baht
- Gain on retirement of bonds (I/S) -16,000 Baht

③ Changes in CA & CL

- Increase in accounts receivable (B/S) -20,000 Baht
- Increase in merchandise inventory (B/S) -14,000 Baht
- Increase in prepaid expenses (B/S) -2,000 Baht
- Decrease in accounts payable (B/S) -5,000 Baht
- Decrease in interest payable (B/S) -1,000 Baht
- Increase in income taxes payable (B/S) +10,000 Baht

31



Cash Flows from Investing Activities

Plant Assets		
Beg. B/L	210,000	
Acquisition	70,000	Sale 30,000
End. B/L	250,000	

Accumulated Depreciation		
	Beg. B/L	48,000
Sale	12,000	Dep. Exp. 24,000
	End. B/L	60,000


Cash Received from Sale of Plant Assets:

Book value of plant assets sold:		
Asset cost	30,000	
<u>Less: Accumulated depreciation</u>	<u>-12,000</u>	18,000
+ Gain (- Loss) on sale of plant assets		-6,000
Cash received from sale of plant assets		12,000

Cash Paid for Purchase of Plant Assets:

Book value of plant assets purchase	70,000
- Debt issuance in exchange	-60,000
Cash paid for purchase of plant assets	10,000

32



Cash Flows from Financing Activities

Bonds Payable		
	Beg. B/L	64,000
<i>Retired Bonds</i>	<i>34,000</i>	Issued Bonds 60,000
	End. B/L	90,000

Cash Paid to Retire Bonds

<i>Book value of bonds retired</i>	<i>34,000</i>
+ Gain (- Loss) on retirement of bonds	16,000
<i>Cash paid to retire bonds</i>	<i>18,000</i>

Common Stock		
	Beg. B/L	80,000
	<i>Issued Stock</i>	<i>15,000</i>
	End. B/L	95,000
Retained Earnings		
	Beg. B/L	88,000
<i>Cash Dividends</i>	<i>14,000</i>	Net income 38,000
	End. B/L	112,000

33

Genesis Statement of Cash Flows For the Years Ended December 31, 2008 (In Baht)		
Cash flows from operating activities		
Net income		38,000
Adjustments:		
Depreciation expense	24,000	
Loss on sale of plant assets	6,000	
Gain on retirement of bonds	(16,000)	
Increase in accounts receivable	(20,000)	
Increase in merchandise inventory	(14,000)	
Increase in prepaid expenses	(2,000)	
Decrease in accounts payable	(5,000)	
Decrease in interest payable	(1,000)	
Increase in income taxes payable	10,000	(18,000)
Net cash flows from operating activities		20,000
Cash flows from investing activities		
Cash received from sale of plant assets	12,000	
Cash paid for purchase of plant assets	(10,000)	
Net cash flows from investing activities		2,000
Cash flows from financing activities		
Cash received from issuing stock	15,000	
Cash paid to retire bonds	(18,000)	
Cash paid for dividends	(14,000)	
Net cash flows from financing activities		(17,000)
Net change in cash		5,000
Cash balance at beginning of period		12,000
Cash balance at end of period		17,000



34

STATEMENTS OF CASH FLOWS

President Bakery Public Company Limited
For the years ended 31 December 2010 and 2009

**Example of Financial Statement
Presentation & Disclosure:
Statement of Cash Flows**
[Source: www.farmhouse.co.th]

	Financial statements in which the equity method is applied		Separate financial statements	
	2010	2009	2010	2009
Cash flows from operating activities				
Net income before tax	739,540,445	612,195,025	738,851,657	610,039,241
Adjustments to reconcile net income before tax to net cash provided by (paid from) operating activities:				
Depreciation and amortisation	375,694,250	311,320,609	375,694,250	311,320,609
Gain from disposals of property, plant and equipment	(1,714,952)	(421,415)	(1,714,952)	(421,415)
Share of income from investment in joint venture	(1,273,788)	(2,155,784)	-	-
Reversal of allowance for doubtful accounts	-	(14,043)	-	(14,043)
Unrealised loss on exchange	241,898	82,231	241,898	82,231
Interest income	(4,071,842)	(1,058,717)	(4,071,842)	(1,058,717)
Dividend income	-	-	(585,000)	-
Interest expenses	9,162,712	8,611,486	9,162,712	8,611,486
Income from operating activities before changes in operating assets and liabilities	1,117,578,723	928,559,392	1,117,578,723	928,559,392

STATEMENTS OF CASH FLOWS

President Bakery Public Company Limited
For the years ended 31 December 2010 and 2009

(Unit : Baht)

	Financial statements in which the equity method is applied		Separate financial statements	
	2010	2009	2010	2009
Decrease (increase) in operating assets				
Trade accounts receivable	(77,144,590)	(25,405,311)	(77,144,590)	(25,405,311)
Inventories	(24,000,873)	4,801,806	(24,000,873)	4,801,806
Other current assets	(4,008,762)	1,006,618	(4,008,762)	1,006,618
Other non-current assets	(736,091)	(2,070,415)	(736,091)	(2,070,415)
Increase (decrease) in operating liabilities				
Trade accounts payable	76,501,640	(53,786,599)	76,501,640	(53,786,599)
Other accounts payable	20,277,376	(2,874,304)	20,277,376	(2,874,304)
Other current liabilities	29,965,827	34,395,546	29,965,827	34,395,546
Other non-current liabilities	(69,244)	319,938	(69,244)	319,938
Cash from operating activities	1,138,364,006	884,946,671	1,138,364,006	884,946,671
Cash paid for interest expenses	(9,162,712)	(8,611,486)	(9,162,712)	(8,611,486)
Cash paid for corporate income tax	(113,359,730)	(89,736,064)	(113,359,730)	(89,736,064)
Net cash from operating activities	1,015,841,564	786,599,121	1,015,841,564	786,599,121

STATEMENTS OF CASH FLOWS (CONTINUED)

President Bakery Public Company Limited
For the years ended 31 December 2010 and 2009

(Unit : Baht)

	Financial statements in which the equity method is applied		Separate financial statements	
	2010	2009	2010	2009
Cash flows from investing activities				
Acquisition of property, plant and equipment	(399,154,065)	(644,302,333)	(399,154,065)	(644,302,333)
Proceeds from disposals of property, plant and equipment	3,950,011	1,346,328	3,950,011	1,346,328
(Increase) decrease in advance payments for purchase of assets	(15,347,413)	23,122,391	(15,347,413)	23,122,391
Increase in intangible assets	(270,000)	-	(270,000)	-
Interest income	4,071,842	1,058,717	4,071,842	1,058,717
Dividend income	585,000	-	585,000	-
Net cash used in investing activities	(406,164,625)	(618,774,897)	(406,164,625)	(618,774,897)

37

STATEMENTS OF CASH FLOWS (CONTINUED)

President Bakery Public Company Limited
For the years ended 31 December 2010 and 2009

(Unit : Baht)

	Financial statements in which the equity method is applied		Separate financial statements	
	2010	2009	2010	2009
Cash from financing activities				
(Decrease) increase in bank overdrafts	(486,841)	107,835	(486,841)	107,835
Decrease in liabilities under finance lease agreements	(45,503,644)	(39,877,393)	(45,503,644)	(39,877,393)
Increase in long-term loans from directors	12,638,431	22,494,588	12,638,431	22,494,588
(Decrease) increase in long-term loans from employees	(4,055,012)	24,595,112	(4,055,012)	24,595,112
Dividend payments	(273,150,000)	(241,650,000)	(273,150,000)	(241,650,000)
Net cash used in financing activities	(310,557,066)	(234,329,858)	(310,557,066)	(234,329,858)
Net increase (decrease) in cash and cash equivalents	299,119,873	(66,505,634)	299,119,873	(66,505,634)
Cash and cash equivalents at beginning of year	85,947,113	152,452,747	85,947,113	152,452,747
Cash and cash equivalents at end of year	385,066,986	85,947,113	385,066,986	85,947,113