

Course Outline

EL204 English Presentation

Semester 2/2022 (January 9th – May 6th, 2023)

Number of Credit: 3 credits

Prerequisite: TU105

Course Description: Practice in delivering English presentations in academic on-site and online platforms. Emphasis on organizing information for effective presentations. Practice in signposting, formality of language, useful expressions, and designing visual aids. Development of articulation, stress, and intonation. Practice in giving formal and informal presentations focusing on techniques, diction, and handling questions.

Course Objectives: After successfully completing this course, students will:

Objective 1: Deliver more engaging presentations with greater confidence.

Objective 2: Have improved control over their vocal tempo, tone and volume

Objective 3: More effectively use body language during presentations.

Objective 4: Demonstrate competent use of technology during presentations.

Objective 5: Be able to self-evaluate presentations for continual improvement.

Class Time and Logistic

Day	Time	Section	Room	Google Class	Instructor
Monday	9:00 - 12:00	046401	4D, LITU	lvy6lel	A. Pierre Beaulne
		046402	4E, LITU	pg3aox5	A. Steven B. Smith
		046403	4F, LITU	duh5h52	A. Tyler A. Charles

LITU = Language Institute, Thammassat University (Tha Prachan Campus)

Expected Learning Outcomes

Outcome 1.1: Student can deliver well-organized, interesting presentations

Outcome 1.2: Student has increased their confidence when presenting

Outcome 2.1: Student can effectively vary volume, speed and tone of voice during presentations

Outcome 2.2: Student's voice/audio can be heard and understood

Outcome 3.1: Student maintains eye contact with audience; observes and responds to their non-verbal cues when presenting; gestures and/or moves with purpose.

Outcome 3.2: Student uses different body language techniques for live versus video presentations, properly positions face and body during video presentations.

Outcome 4.1: Student identifies technical solutions to improve their audio, lighting and video quality

Outcome 4.2: Student effectively uses visuals during presentations.

Outcome 5.1: Student completes video rehearsals before each presentation








Main Text, materials, and suggested readings: Students enrolled in the course will receive a code to join a Google Classroom, which provides access to course materials, assignment details, surveys, links to videos, and open-source software. Your instructor may provide supplemental materials during the course.

Grading Criteria

Assignments	Points
Presentations	65
Rehearsals	10
Surveys	5
Final Exam	20
Total	100

Grade	Points
A	85 or above
B+	75 -84
B	70 -74
C+	65 - 69
C	60 - 64
D+	50 - 59
D	40 – 49
F	39 or below

Assignment Details

Week	Assignments	What to do	What to submit/present	When
1	Baseline survey Outcome 1.2 SDG 4.3.1 (participation rate)	Complete survey  survey	1. Complete baseline survey (2%)	1. Jan 9
3	Presentation 1 Outcomes 1.1, 2.2, 5.1 SDG 4.6.1 (functional literacy)	Start and end a talk  Google Classroom	1. Upload rehearsal video (2%) 2. Live Presentation – 1 min (10%)	1. Jan 20 2. Jan 23
6	Presentation 2 Outcomes 1.1, 2.2, 5.1 SDG 4.6.1 (functional literacy)	Organize your ideas  Google Classroom	1. Upload rehearsal video (2%) 2. Live Presentation – 3 min (10%)	1. Feb 10 2. Feb 13
9	Presentation 3 Outcomes 2.2, 3.1, 3.2, 5.1	Use body language  Google Classroom	1. Upload rehearsal video (2%) 2. Live Presentation – 3 min (15%)	1. Mar 10 2. Mar 13
12	Presentation 4 Outcomes 2.1, 2.2, 5.1 SDG 4.6.1 (functional literacy)	Control your voice  Google Classroom	1. Upload rehearsal video (2%) 2. Live Presentation – 3 min (15%)	1. Mar 31 2. Apr 3
15	Presentation 5 Outcome 2.2, 4.2, 5.1 SDG 4.4.1 (ICT skills)	Use visuals  Google Classroom	1. Upload rehearsal video (2%) 2. Live Presentation – 5 min (15%)	1. Apr 21 2. Apr 24
	Final survey Outcome 1.2 SDG 4.3.1 (participation rate)	Complete survey  survey	1. Complete final survey (3%)	1. Apr 24

Tentative Class Schedule:

Week	Date	Contents and assignments	Activities
1	Jan 9	Introductions and course overview (Baseline Survey)	plan
2	Jan 16	Starting and ending a talk — Lecture, rehearsals, feedback	practice
3	Jan 23	Presentation 1 — Starting and ending a talk	present
4	Jan 30	Organizing your ideas — Lecture, exercises, activities, research	plan
5	Feb 6	Organizing your ideas — Rehearsals and feedback	practice
6	Feb 13	Presentation 2 — Organizing your ideas	present
7	Feb 20	Body language — Lecture, exercises, activities, research	plan
8	Mar 6 *	Body language — Online consultations (Maka Bucha Day)	practice
9	Mar 13	Presentation 3 — Body language	present
10	Mar 20	Controlling your voice — Lecture, exercises, activities	plan
11	Mar 27	Controlling your voice — Rehearsals and feedback	practice
12	Apr 3	Presentation 4 — Controlling your voice	present
13	Apr 10 *	Using visuals — Online consultations (Songkran holiday)	plan
14	Apr 17	Using visuals — Rehearsals and feedback	practice
15	Apr 24	Presentation 5 — Using visuals (Q&A) Final Survey	present

* Classes will be cancelled on March 6 and April 10 because of public holidays. Instructors may schedule online consultations (individual or group) to review the topics, assignments and activities for these weeks.