Datastream

JUTAMAS WONGKANTARAKORN

wjutamas@gmail.com

Topic

2

- Datastream
- Eikon

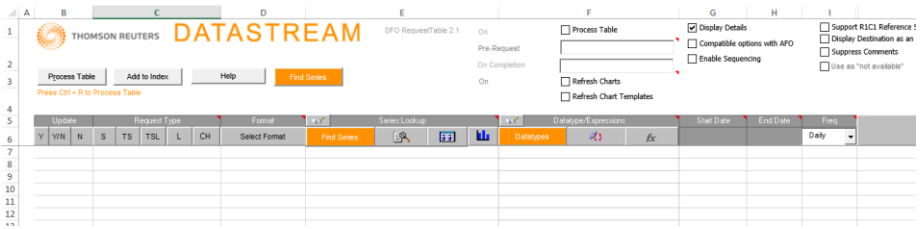

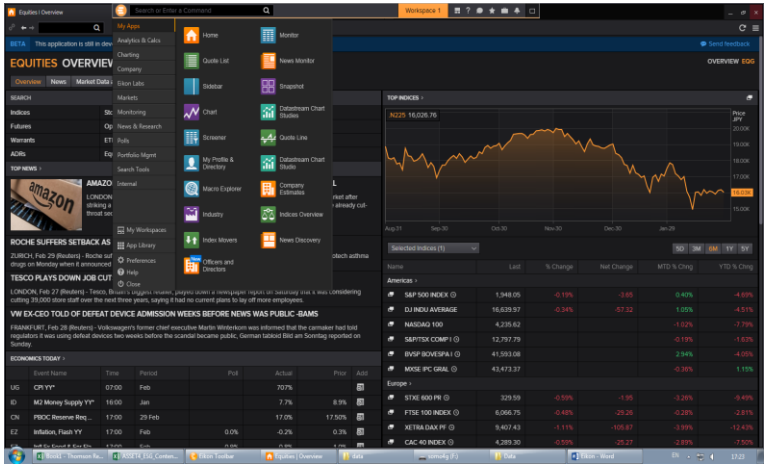

Datastream : Topic

- Introduction
- Excel Toolbar
- Find Series
  - Advance Search
  - Browse
  - Data Type
- Example
  - Find Series
  - Time series request
  - Request Table
- DS Support

Overview

Time series request

Date

id of stock

	A	B	C	D	E	F
	U:DVY,U:DVY,U:DVY,U:IJS,U:IVE,U:IWD,U:JKI,U:JKL,U:PDP,U:PRF,U:RPV,U:RSP,U:RZV,U:SCHV,U:SDY,U:SPY,U:VE					
1						
2	=Thomson.F	ISHARES SELECT DI	ISHARES TST.S&P S	ISHARES TST.S&P5	ISHARES RSL.1000	ISHARES MORNST. ISH
3	1/1/2009	41.29	48.62	45.18	49.52	49.07
4	2/1/2009	42.03	48.99	46.24	50.61	50.48
5	5/1/2009	41.64	48.47	45.95	50.47	50.81
6	6/1/2009	41.75	49.27	46.36	50.64	51.99
7	7/1/2009	40.24	47.78	44.89	49.15	50.01
8	8/1/2009	40.58	47.99	45.01	49.2	50.32
9	9/1/2009	39.51	46.04	44.04	48.21	49.01
10	12/1/2009	38.76	44.66	42.86	47.02	47.57
11	13/1/2009	38.78	45.13	42.84	47.08	47.64
12	14/1/2009	37.52	43.09	41.42	45.41	45.59
13	15/1/2009	37.19	43.58	41.11	45.27	45.75
14	16/1/2009	37.3355	44.366	41.2	45.34	46.46
15	19/1/2009	37.3355	44.366	41.2	45.34	46.46
16	20/1/2009	34.92	41.06	38.75	42.57	43.35
17	21/1/2009	36.2	43.2271	40.57	44.59	45.12
18	22/1/2009	35.49	41.64	39.96	43.85	43.92
19	23/1/2009	35.61	41.9	40.12	44.09	44.33
20	26/1/2009	35.53	42.35	40.17	44.33	44.36
21	27/1/2009	36.14	43.0112	40.72	44.72	44.91
22	28/1/2009	37.74	44.76	42.28	46.57	47.06

Sheet2 | Example | RI | P

Overview

Request Table

งานเยอะ Dataype เยอะ ดึงหลายประเทศ

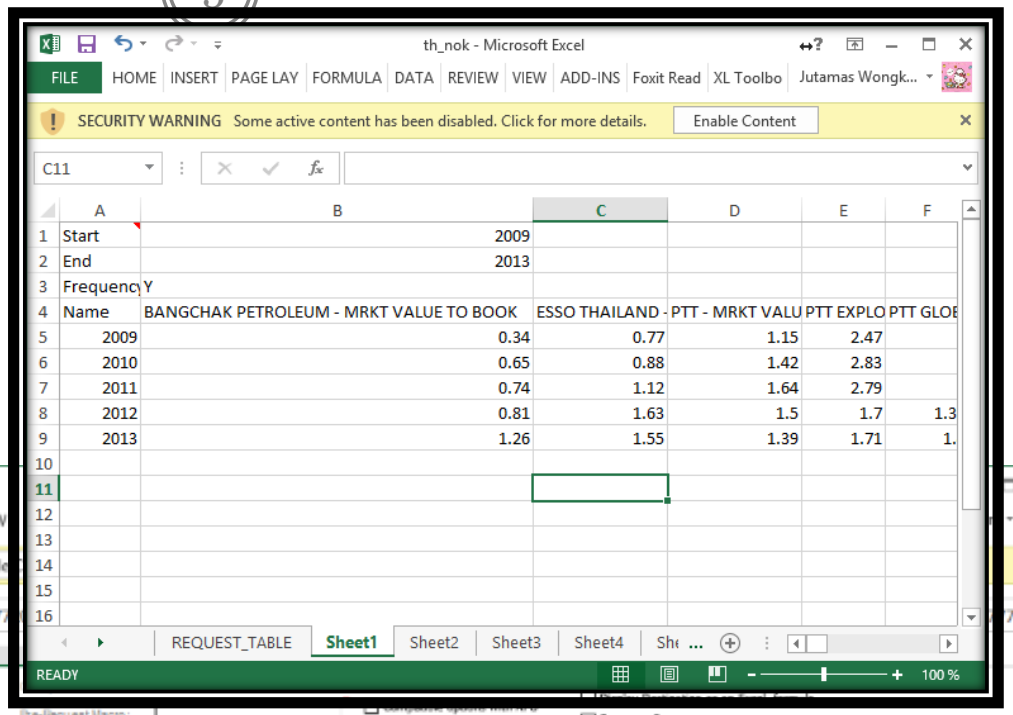

	A	B	C	D	E	F
1	Start	2009				
2	End	2013				
3	Frequency	Y				
4	Name	BANGCHAK PETROLEUM - MRKT VALUE TO BOOK	ESSO THAILAND -	PTT - MRKT VALU	PTT EXPLO	PTT GLOE
5	2009	0.34	0.77	1.15	2.47	
6	2010	0.65	0.88	1.42	2.83	
7	2011	0.74	1.12	1.64	2.79	
8	2012	0.81	1.63	1.5	1.7	1.3
9	2013	1.26	1.55	1.39	1.71	1.
10						
11						
12						
13						
14						
15						
16						

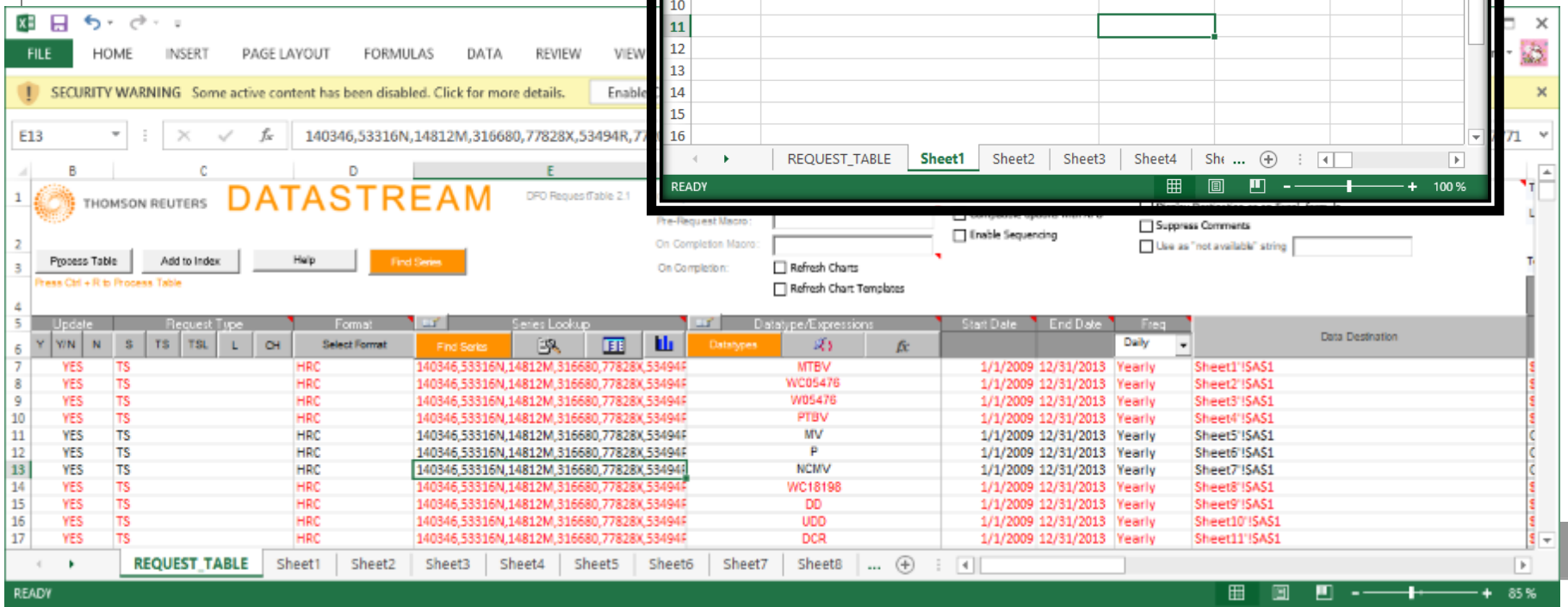

	Update		Request Type					Format	Series Lookup	Datatype/Expressions	Start Date	End Date	Freq	Data Destination
6	Y	Y/N	N	S	TS	TSL	L	CH	Select Format	Find Series	Datatypes			Daily	
7	YES			TS				HRC	140346,53316N,14812M,316680,77828X,53494F	MTBV	1/1/2009	12/31/2013	Yearly	Sheet1'!$A$1
8	YES			TS				HRC	140346,53316N,14812M,316680,77828X,53494F	WC05476	1/1/2009	12/31/2013	Yearly	Sheet2'!$A$1
9	YES			TS				HRC	140346,53316N,14812M,316680,77828X,53494F	W05476	1/1/2009	12/31/2013	Yearly	Sheet3'!$A$1
10	YES			TS				HRC	140346,53316N,14812M,316680,77828X,53494F	PTBV	1/1/2009	12/31/2013	Yearly	Sheet4'!$A$1
11	YES			TS				HRC	140346,53316N,14812M,316680,77828X,53494F	MV	1/1/2009	12/31/2013	Yearly	Sheet5'!$A$1
12	YES			TS				HRC	140346,53316N,14812M,316680,77828X,53494F	P	1/1/2009	12/31/2013	Yearly	Sheet6'!$A$1
13	YES			TS				HRC	140346,53316N,14812M,316680,77828X,53494R	NCMV	1/1/2009	12/31/2013	Yearly	Sheet7'!$A$1
14	YES			TS				HRC	140346,53316N,14812M,316680,77828X,53494F	WC18198	1/1/2009	12/31/2013	Yearly	Sheet8'!$A$1
15	YES			TS				HRC	140346,53316N,14812M,316680,77828X,53494F	DD	1/1/2009	12/31/2013	Yearly	Sheet9'!$A$1
16	YES			TS				HRC	140346,53316N,14812M,316680,77828X,53494F	UDD	1/1/2009	12/31/2013	Yearly	Sheet10'!$A$1
17	YES			TS				HRC	140346,53316N,14812M,316680,77828X,53494F	DCR	1/1/2009	12/31/2013	Yearly	Sheet11'!$A$1

Data

Equity	Equity Idices	Thomson Reuters Indices	I/B/E/S Consensus
Worldscope	Bond and Convertibles	Bond Indices	Economics
ASSET 4 ESG	Yield Curves	Interest & Exchange Rates	Commodities

Instrument ID

Ticker	Symbol	DSCD DS Mnemonic
RIC	ISIN	SEDOL

How to get data

AAPL, PTT, SET

Price, Volume, Total Asset

Introduction

- Connect to server
  - **Thomson Reuters Ribbon> Click Online**

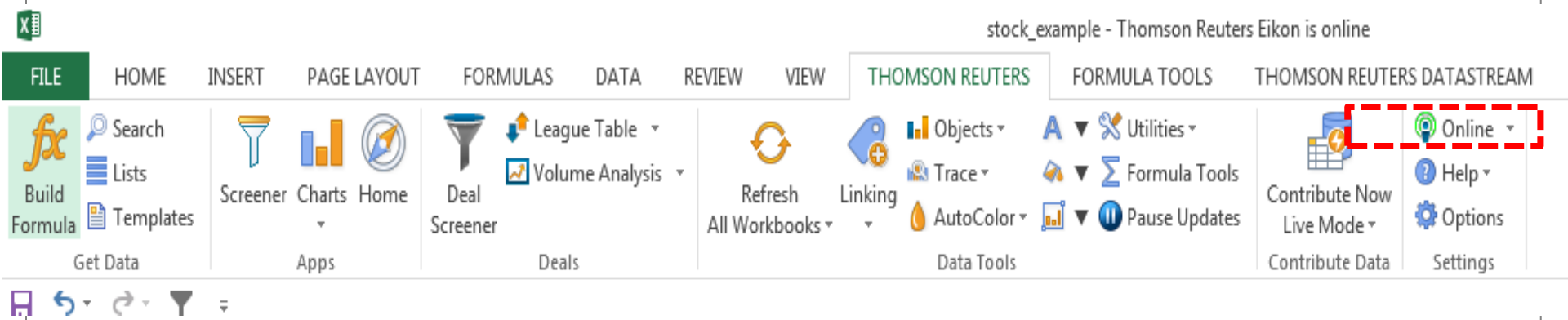

Excel Toolbar

- Datastream Excel Toolbar

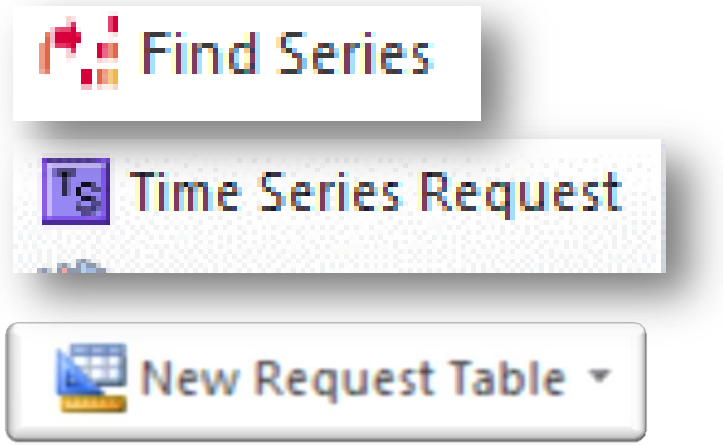

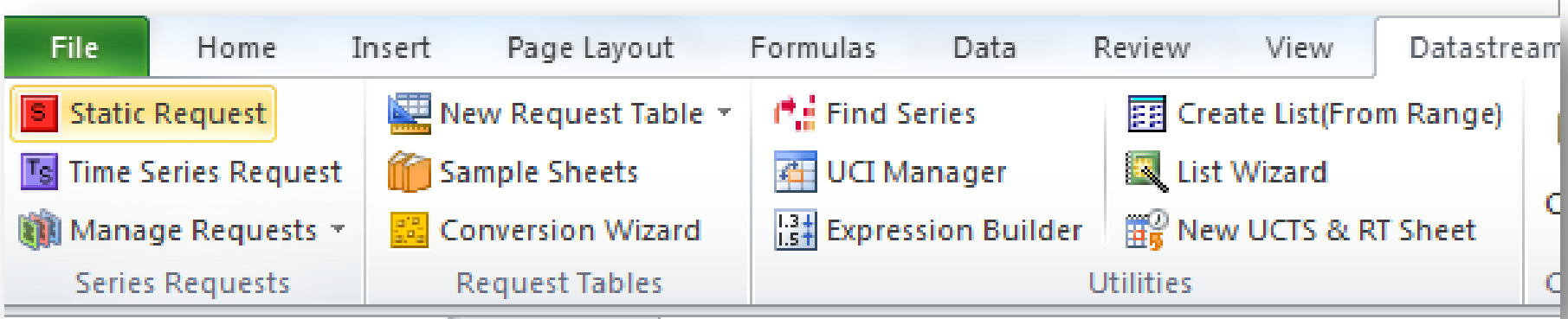

Excel Toolbar

- Find Series

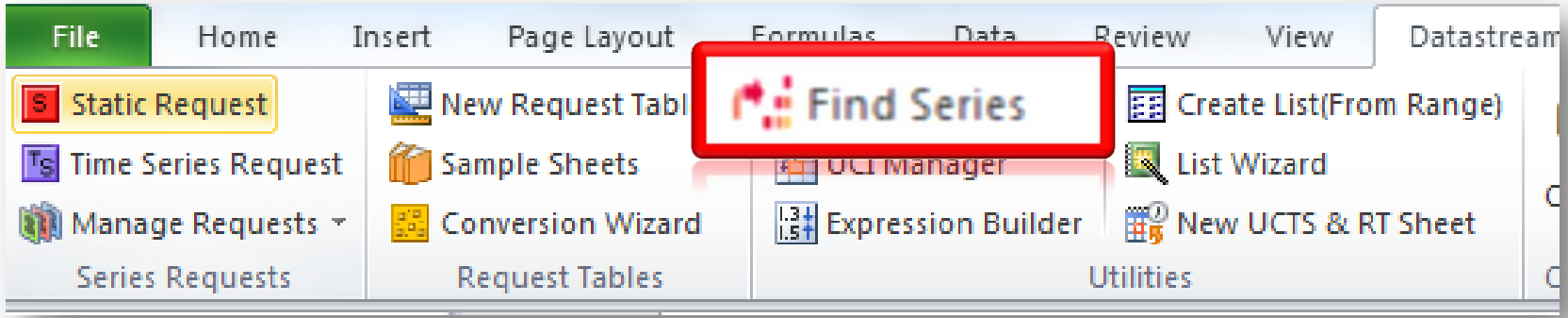

- Ex. Equity indices
- Regional indices

Region	Regional Code	Approx. no. of stocks	Base date
Americas	AM	1650	Jan 1973
Asia	AS	1890	Jan 1973
Asia ex Japan	AJ	890	Jan 1973
Australasia	AZ	210	Jan 1973
Benelux	BX	220	Jan 1973

Taiwan	
TAIWAN SE WEIGHTED	TAIWGHT
Thailand	
BANGKOK S.E.T.	BNGKSET
United States	
NASDAQ 100	NASA100
NASDAQ BIOTECHNOLOGY	NASBIOT
NASDAQ COMPOSITE	NASCOMP
NASDAQ FINANCIAL-100	NASDFIN

Advance Search

- Equity indices
- Constituent lists
- Unit trusts
- Investment trusts
- Bonds & convertibles
- Bond indices & CDS
- Warrants
- Economics
- Exchange rates
- Interest rates
- Futures
- Options
- Commodities
- Any Category

Datastream Navigator

Series Search

Datastream Navigator

Data Category: Equities

Advanced Search

Name	Contains	
DS Mnemonic	Contains	
DS Code	Contains	
Market	Equals	
Base Date (dd/mm/yyyy)	Before	
Currency		

Primary Quote: ☑ All ☐ Yes ☐ No

Major Security: ☑ All ☐ Yes ☐ No

Adjusted Prices: ☑ All ☐ Yes ☐ No

Status: ☐ All ☑ Active ☐ Dead ☐ Suspended

Instrument Type: ☑ All

- ☐ American Depositary Receipt
- ☐ Equity
- ☐ Genussschein (Profit Participation Certificate)
- ☐ Investment Trust
- ☐ Preference Share
- ☐ Closed-End Fund
- ☐ Exchange-Traded Fund (ETF)
- ☐ Global Depositary Receipt
- ☐ Non-Voting Depository Receipt (NVDR)
- ☐ Warrant

Find Series : Advance Search

Exchange		
Sector		
SEDOL	Contains	
ISIN	Contains	
Local Code	Contains	
IBES Ticker	Contains	
RIC	Contains	
headline	☑ All ☐ Yes ☐ No	
Datatype		
Datatype Base Date (dd/mm/yyyy)	Before	

Enable Preferences

Example: Find Series

Datastream Navigator

Series Search | Charting | Help Browse | Extranet | Contact Us | Help

Datastream Navigator

THOMSON REUTERS

Data Category: Equities

Equities Explorer

Advanced Search

Name	Contains		
And	Contains		
DS Mnemonic	Contains		
DS Code	Contains		
Market	Equals		
Base Date (dd/mm/yyyy)	Before		
Currency			
Primary Quote	☑ All	☐ Yes	☐ No
Major Security	☑ All	☐ Yes	☐ No
Adjusted Prices	☑ All	☐ Yes	☐ No

Search Now

Search Operator to
one field.- And

Change

Navigator 4.3
to all users - 2

start | Datastream | Firewall Authentic... | Microsoft Excel - B... | EN | 12:49 PM

Example: Find Series

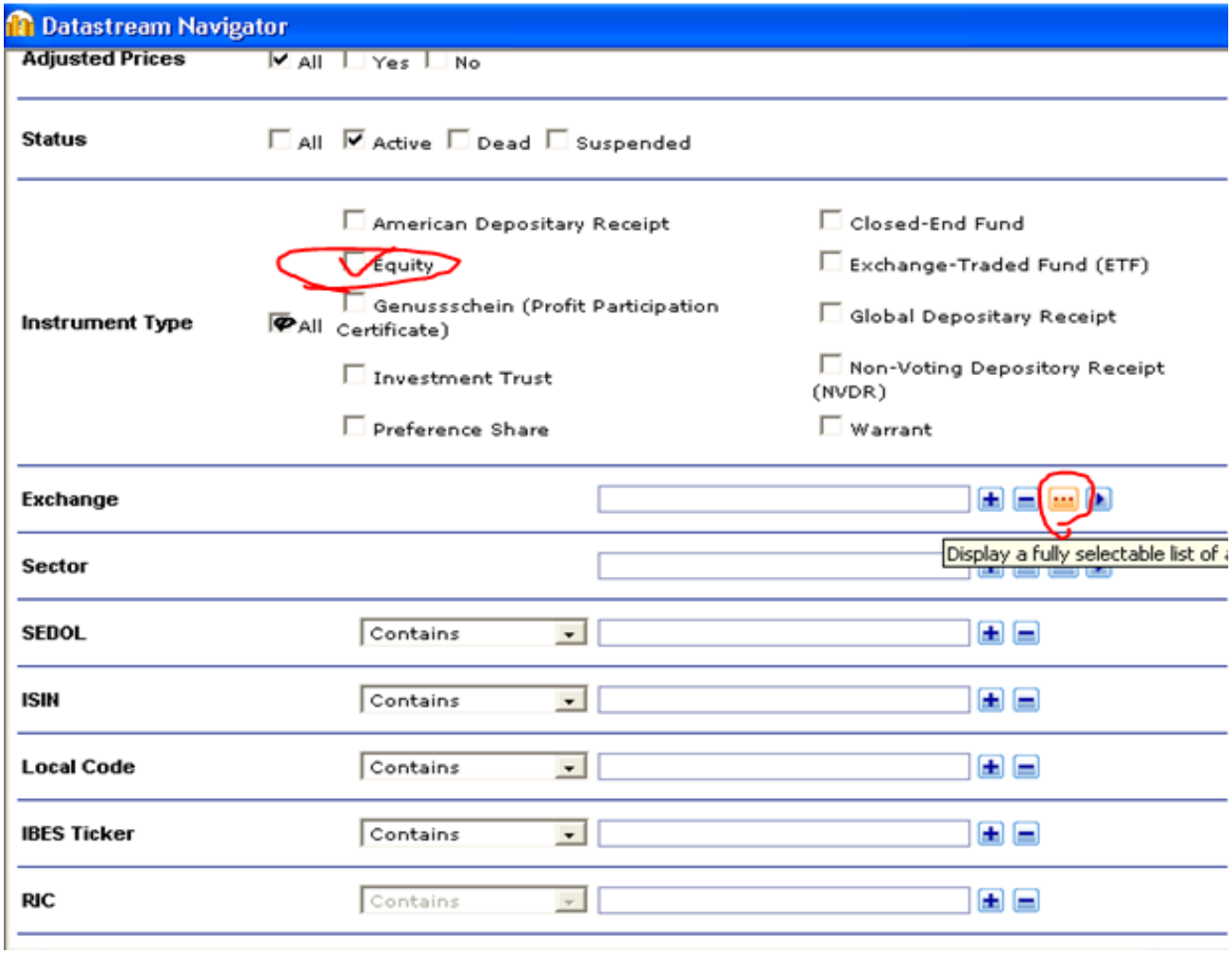

Example

Datastream Navigator

Series Search

Equities > Exchange

find Exchange that Contains Search

A B C D E F G H I J K L M N O P Q R S T U

Description	Code
Bahrain	BAH
Baku	AJ
Bangkok	BKK
Banja Luka	LK
Barbados	BAB
Barcelona	BAR
Basel	BSL
BATS	E1
Beirut	BEY
Belgrade	BEL

Click

Datastream Navigator

Data Category: Equities

Advanced Search

Name Contains

And Contains

DS Mnemonic Contains

Contains

Equals

Before

Search Now

Search Operator to one field.- And

Change

Navigator 4.3 to all users - 2

All Active Dead Suspended

Type

All

American Depositary Receipt

Equity

Genussschein (Profit Participation Certificate)

Investment Trust

Preference Share

Closed-End Fund

Exchange-Traded Fund (ETF)

Global Depositary Receipt

Non-Voting Depository Receipt (NVDR)

Warrant

Exchange Bangkok

Sector

Example: Find Series

Maximum 8,000 series

Datastream Navigator

Series Search | Charting | Help Browse | Extranet | Contact Us | Help

Datastream Navigator

THOMSON REUTERS

Data Category: Equities

Search or Explore

Results for Advanced Search: Status equals active

Displayed Results 75

Back To Search Criteria

All Results

Name	Currency	I
101 MONTRI STRG.PR.FD.	Thai Baht	N
2S METAL	Thai Baht	N
AAPICO HITECH	Thai Baht	Y
AAPICO HITECH	Thai Baht	N
ABSOLUTE IMPA	Thai Baht	N
ACAP ADVISOR	Thai Baht	N
ADAMAS INCOR	Thai Baht	Y
ADVANCED INF	Thai Baht	Y
ADVANCED INF	Thai Baht	Y
AE.THANA SINS	Thai Baht	Y
AGRIPURE HOL	Thai Baht	Y
AIKCHOL HOSP	Thai Baht	Y
AIRA FACTORI	Thai Baht	N
AIRPORTS OF T	Thai Baht	Y
AJ PLAST	Thai Baht	Y
ALUCON	Thai Baht	Y
AMANAH LEASI	Thai Baht	Y
AMARIN PRINT	Thai Baht	Y
AMATA	Thai Baht	Y
AQUA	Thai Baht	Y
AREEYA PROPERTY	Thai Baht	Y
ARIP	Thai Baht	N
ASIA AVIATION	Thai Baht	Y
ASIA FIBER	Thai Baht	N
ASIA GREEN ENERGY	Thai Baht	Y
ASIA HOTEL	Thai Baht	Y

Items 1-75 of 589

Back Page: [1] 2 3 4 5 6 7 8 Next

File Download

Do you want to open or save this file?

Name: 634858795310452310.xls
Type: Microsoft Excel 97-2003 Worksheet
From: product.datastream.com

Open | Save | Cancel

While files from the Internet can be useful, some files can potentially harm your computer. If you do not trust the source, do not open or save this file. What's the risk?

http://product.datastream.com/?SSType=C...

Please select the columns you want to export to Excel.

- Name
- DS Mnemonic
- DS Code
- Market
- Base Date
- Currency
- IBES
- MSCI
- WS
- Primary Quote
- Datatypes
- Major Security
- Adjusted Prices
- Status
- Instrument Type
- Exchange
- Sector
- SEDOL
- ISIN
- Local Code
- IBES Ticker
- RIC

Transfer to Excel

For exporting series to Excel

1. Click "Transfer to Excel" button.
2. Click Save button on the "File Download" dialog.
3. On the "Save As" dialog, make sure that your file name ends with ".xls" extension.

Example: Find Series

datadict - Microsoft Excel

A1 | Expanded Name

	Expanded Name	Name	DS Mnemon	DS Code	Market	Base Date	Currency	IBES	MSCI	WS	Primary Quo
2	1300 Smiles	1300 SMILE	A:ONTX	30104M	Australia	11-Mar-05	Australian D	No	Yes	Yes	Yes
3	3D Oil	3D OIL	A:TDOX	50574W	Australia	22-May-07	Australian D	No	Yes	Yes	Yes
4	3D Resources	3D RESOUR	A:DDDX	50230P	Australia	21-Mar-07	Australian D	No	No	Yes	Yes
5	3Q Holdings	3Q HOLDING	A:TQHX	280398	Australia	11-Apr-00	Australian D	No	No	Yes	Yes
6	A-Cap Resources	A-CAP RESO	A:ACBX	35912N	Australia	19-May-06	Australian D	Yes	Yes	Yes	Yes
7	A1 C										
8	A1 In										
9	Aacl										
10	AAQ										
11	Abacu										
12	Aberc										
13	ABM										
14	Acaci										
15	Acaci										
16	Academies Australasia G	ACADEMIES	A:AKGX	502272	Australia	16-Jan-96	Australian D	No	No	Yes	Yes
17	Accent Resources Nil	ACCENT RES	A:ACSX	31248T	Australia	26-Aug-05	Australian D	No	Yes	Yes	Yes
18	Acer Energy	ACER ENERG	A:ACNX	27736F	Australia	6-Nov-03	Australian D	Yes	Yes	Yes	Yes
19	Acrux	ACRUX	A:ACRX	29467E	Australia	29-Sep-04	Australian D	Yes	Yes	Yes	Yes

Primary Quo	Datatypes	Major Secur	Adjusted Pri	Status	Instrument T	Exchange	Sector	SEDOL	ISIN	Local Code	IBES Ticker	RIC	Classification &
Yes	P-0507 MV-	Yes	Yes	Active	Equity	Australian	Oil and Gas	B28TDZ8	AU000000TD	A:TDO			Metadata&Cla
Yes	P-0307 MV-	Yes	Yes	Active	Equity	Australian	Mining	B1LJ507	AU000000DD	A:DDD			Metadata&Cla
Yes	P-0400 MV-	Yes	Yes	Active	Equity	Australian	Software an	6240361	AU000000TQ	A:TQH			Metadata&Cla
Yes	P-0506 MV-	Yes	Yes	Active	Equity	Australian	Mining	B142GM2	AU000000AC	A:ACB	@:@O0N		Metadata&Cla
Yes	P-0612 MV-	Yes	Yes	Active	Equity	Australian	Mining	B80LWQ8	AU000000AY	A:AYC			Metadata&Cla
Yes	P-1007 MV-	Yes	Yes	Active	Equity	Australian	Financial Se	B3W5JQ2	AU000000AY	A:AYI	@:@8B0		Metadata&Cla
Yes	P-0410 MV-	Yes	Yes	Active	Equity	Australian	Food Produc	B59Q6B6	AU000000AA	A:AAY			Metadata&Cla
Yes	P-0804 MV-	Yes	Yes	Active	Equity	Australian	Food Produc	B01HTX5	AU000000AA	A:AAQ			Metadata&Cla

Find Series: Data Type

Datastream Navigator

Datatype Search

Data Category: Equities

Find Name Contains And Name Contains Filter /

Datatype All Static Time Series Headline Flag All No Yes

- All
  - Key Datatypes
  - Datastream
    - Time Series
      - Pricing
      - Earnings
      - Dividends
      - Number of Shares
      - Corporate Actions
      - Fundamentals
      - Related Index Datatypes
      - MiFID
      - Constituent List Datatypes
    - Static
  - ESG - ASSET4
  - FTSE AW
  - GICS Direct
  - IBES
  - Constituent List Datatypes
  - MSCI
  - Russell
  - STOXX

Name	Mnemonic
Depository Ratio	DRATIO
Market Value (Capital)	**MV**
Market Value (Capital) Magnitude	MV#U
Market Value For Company	**MVC**
Net Asset Value	**NAV**
Number Of Trades	NT
Price - Official	**OP**
Price (Adjusted - Default)	**P**
Price (Adjusted) (Unpadded)	P#S
Price (Adjusted) (Unpadded)	P#T
Price Magnitude	P#U
Price (Adjusted - Default): Amman	P.AA
Price (Adjusted - Default): Ghana	P.AC
Price (Adjusted - Default): Bahrain	P.AH
Price (Adjusted - Default): Alberta (Historical)	P.AL
Price (Adjusted - Default): Euronext Amsterdam (AEX)	P.AM
Price (Adjusted - Default): Antwerp (Historical)	P.AN
Price (Adjusted - Default): Amsterdam Unlisted	P.AO

Find Series: Data Type

THOMSON FINANCIAL

This document contains datatype information for the extensive range of content available from Thomson Datafeeds

The purpose of this document is to list the specific content available from Thomson via a feed. Please note that the majority of the sheets relate to Datastream data unless otherwise specified

The below links relate to tabs in this document:

Equities	Equities datatypes from Datastream
Equity Indices	Equity index datatypes from Datastream
Bonds	Bond datatypes from Datastream
Bond Indices	Bond index datatypes from Datastream
Warrants	Warrant datatypes from Datastream
Futures	Futures datatypes from Datastream
Options	Options datatypes from Datastream
Commodities	Commodities datatypes from Datastream
Economics	Economics datatypes from Datastream
Exchange Rates	Foreign Exchange datatypes from Datastream
Interest Rates	Interest Rates datatypes from Datastream
Investment Trusts	Investment Trusts datatypes from Datastream
Unit Trusts	Unit Trusts datatypes from Datastream
MSCI	MSCI datatypes from Datastream
IBES	IBES datatypes from Datastream
STOXX	STOXX Datatypes available from Datastream
FTSE	FTSE datatypes available from Datastream
Worldscope	Standardised company accounts datatypes from Worldscope (also on Datastream)
Extel	As reported company fundamental datatypes from Extel
Ownership	Current and historical ownership items available from ShareWatch
Private Equity	Private Equity datatypes from VentureXpert

ThomsonDatafeeddatatypes.xlsx

eet Contents | Equity Datatypes | DS Equity Index Datatypes | Unit Trust Datatypes | Investment Trust Datatypes | Commodity Datatypes | Excha

Find Series: Data Type

	A	B	C	D	
1	Datatype name	Datatype mnemor	Currency cod	Time-series or Sta	
2	Assets Per Share	APSH	YES	Time-series	http://product.datas
3	Dividend Yield	DY	NO	Time-series	http://product.datas
4	Market Value	MV	YES	Time-series	http://product.datas
5	Price (Adjusted - Default)	P	YES	Time-series	http://product.datas
6	Price (Unadjusted)	UP	YES	Time-series	http://product.datas
7	Price/Cash Earnings Ratio	PC	NO	Time-series	http://product.datas
8	Price/Earnings Ratio (Adj.)	PE	NO	Time-series	http://product.datas
9	Price Index	PI	YES	Time-series	http://product.datas
10	Turnover By Volume	VO	NO	Time-series	http://product.datas
11	Total Return Index	RI	YES	Time-series	http://product.datas
12	Official Price	PZ	YES	Time-series	http://product.datas
13	Price To Reported Earnings	PR	NO	Time-series	http://product.datas
14	Price - Ask	PA	YES	Time-series	http://product.datas
15	Price - Bid	PB	YES	Time-series	http://product.datas
16	Dividend Rate - Adjusted	DD	YES	Time-series	http://product.datas
17	Dividend Rate - Unadjusted	UDD	YES	Time-series	http://product.datas
18	Price To Book Value	PTBV	NO	Time-series	http://product.datas
19	Interest Cover Before Tax	ICBT	NO	Time-series	http://product.datas
20	Mnemonic	MNEM	NO	Static	http://product.datas
21	Name	NAME	NO	Static	http://product.datas
22	Start Date	BDATE	NO	Static	http://product.datas
23	Type Of Instrument	TYPE	NO	Static	http://product.datas
24	Price - Intraday High	PH	YES	Time-series	http://product.datas
25	Price - Intraday Low	PL	YES	Time-series	http://product.datas
26	Time - Latest Value	TIME	NO	Static	http://product.datas
27	Adjustment Factor	AF	NO	Static	http://product.datas
28	Assoc. Market Index - Datastream	INDX	NO	Static	http://product.datas
29	Assoc. Market Index - Local	INDXL	NO	Static	http://product.datas
30	Beta (Value String Format)	BETAV	NO	Static	http://product.datas
31	Beta Correlation	BTAC	NO	Static	http://product.datas
32	Cash Date	CASHD	NO	Static	http://product.datas

	A	B	C	D
1	Datatype name	Datatype mnemor	Currency cod	Time-series or Sta
2	Accounting Method For Long Term Investment >50% (Key Item)	WC07531	NO	Time-series
3	Accounting Standards Followed (Key Item)	WC07536	NO	Time-series
4	Accounts Payable (Key item)	WC03040	NO	Time-series
5	Accounts Receivables Days (Key item)	WC08131	NO	Time-series
6	Accounts Receivables Days - 5 Yr Avg	WC08135	NO	Time-series
7	Accrued Payroll	WC03054	NO	Time-series
8	Accrued Taxes	WC03060	NO	Time-series
9	Accumulated Amort. - Pp&e Under Capitalized Lease	WC18389	NO	Time-series
10	Accumulated Depreciation	WC02401	NO	Time-series
11	Accumulated Depreciation % Gross Fixed Assets	WC08426	NO	Time-series
12	Accumulated Deprecn % Gross Fixed Assets-5Yr Avg	WC08430	NO	Time-series
13	Accumulated Depreciation - Buildings	WC18384	NO	Time-series
14	Accumulated Depreciation - Land	WC18383	NO	Time-series
15	Accumulated Depreciation - Machinery & Equipment	WC18385	NO	Time-series
16	Accumulated Depreciation - Rental/Leased Property	WC18386	NO	Time-series
17	Accumulated Deprecn - Transportation Equipment	WC18388	NO	Time-series
18	Accumulated Deprecn -Other Property,Plant & Equipm	WC18387	NO	Time-series
19	Acronym	WC06014	NO	Time-series
20	Actual Loan Losses	WC01273	NO	Time-series
21	Actual Loan Losses % Reserves For Loan Losses	WC15085	NO	Time-series
22	Act.Loan Losses % Reserves For Loan Loss.-5yr Avg	WC15088	NO	Time-series
23	Actual Recoveries	WC01274	NO	Time-series
24	Additions To Other Assets	WC04651	NO	Time-series
25	Buildings	WC06021	NO	Time-series
26	Street	WC06022	NO	Time-series
27	Address City	WC06023	NO	Time-series
28	Address State	WC06024	NO	Time-series
29	After Tax Other Income/Expense	WC01504	NO	Time-series
30	Alpha	WC09803	NO	Time-series
31	Alpha (Security)	W09803	NO	Time-series
32	Amortization Of Deferred Charges (Key item)	WC01150	NO	Time-series
33	Amortization Of Intangible Assets (Key item)	WC04050	NO	Time-series

Worldscope Datatypes | MSCI Datatypes | IBES Global Aggregates | FTSE Datatypes | STOXX Datatypes | Extel | Ownershi

Example: Request Table

- Create request table

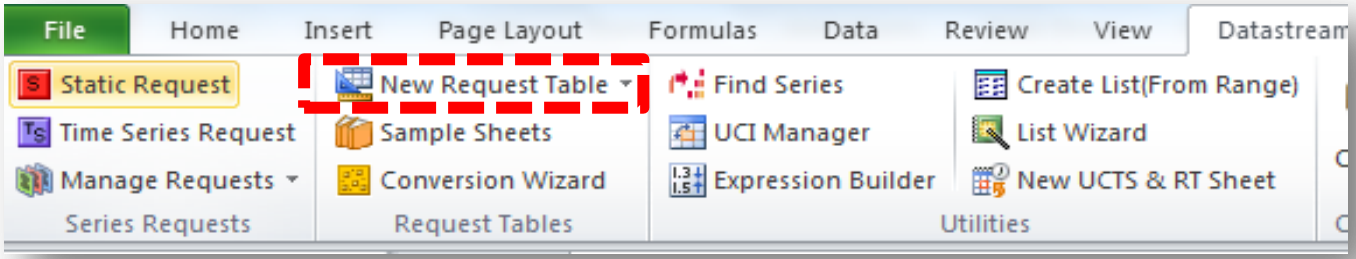

Example: Request Table

- Save Request Table as Excel Macro-Enable Workbook
- ***.xlsm

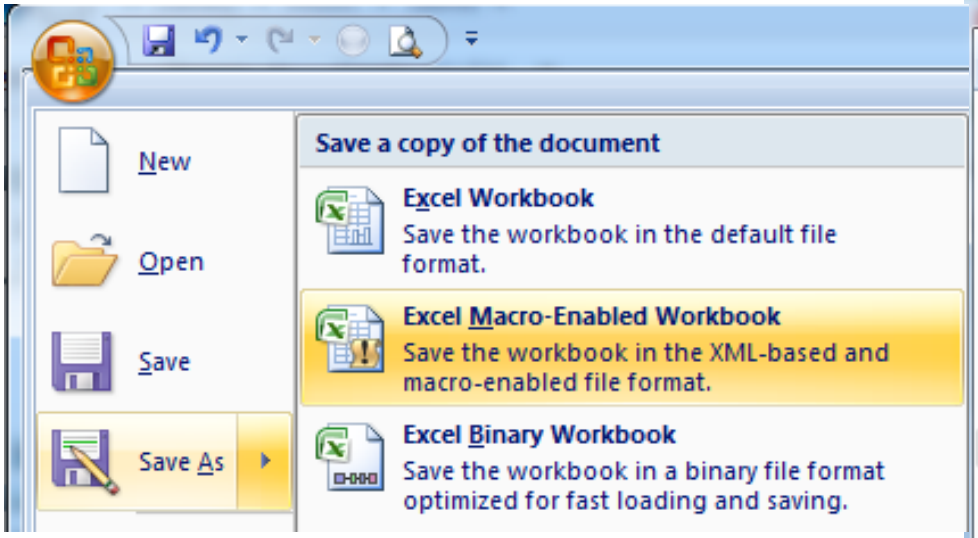

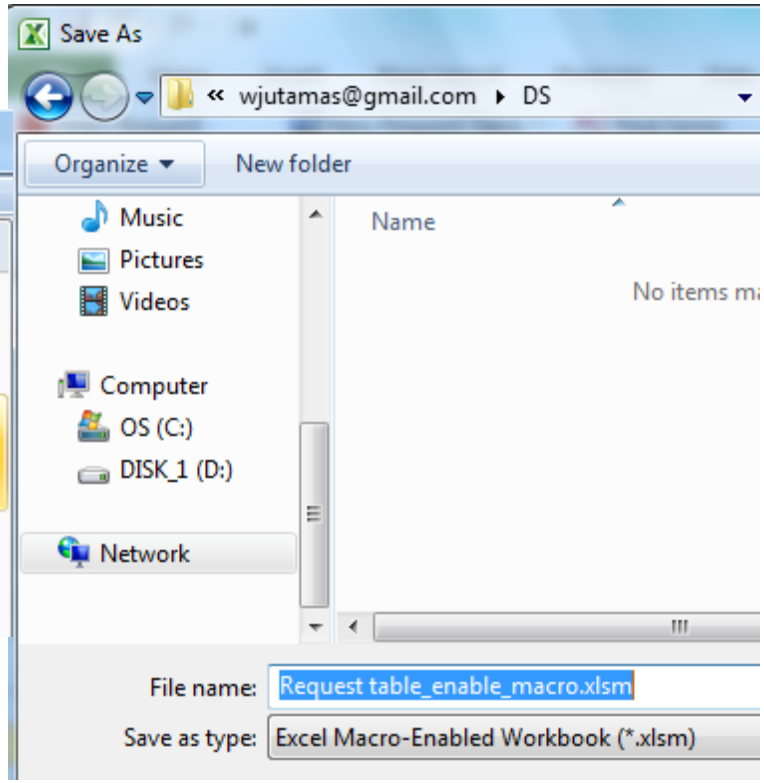

Example: Request Table

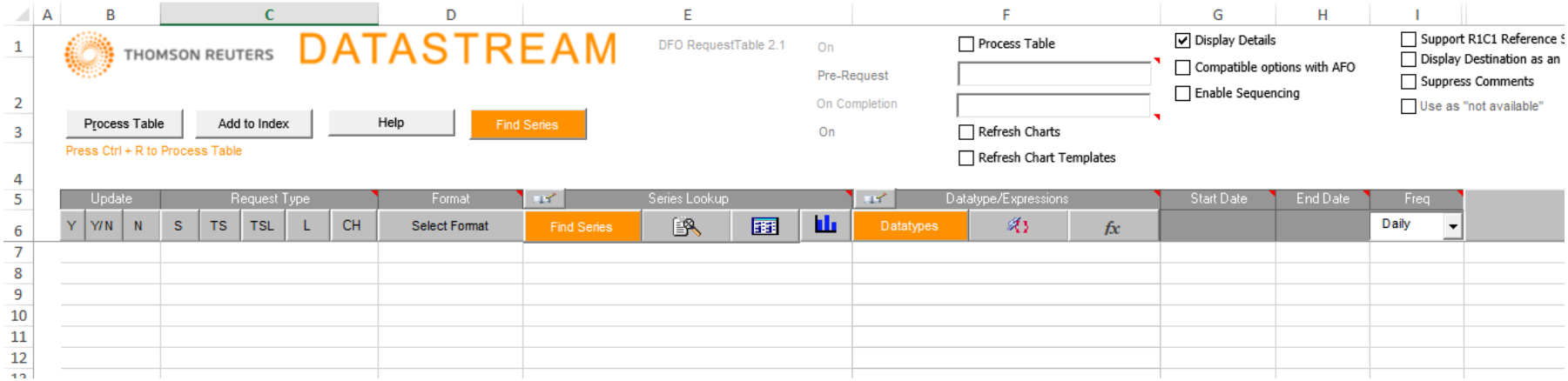

1. Series Lookup

Process Table | Add to Index | Schedule | Options | Help | Find Series

Press Ctrl + R to Process Table

Update			Request Type						Format	Series Lookup	Datatype/Ex
Y	Y/N	N	S	TS	TSL	CAF	CH	SCH	Select Format	Find Series	Datatypes
	NO			TS					HRC	67861J,67937Q,26372F,27594K,54	F
	YES			TS					HRC		RI
	NO			TS					HRC		MV
	NO			TS					HRC		VO
	NO			TS					HRC		
	NO			TS					HRC		
	NO			TS					HRC		
	NO			TS					HRC		
	NO			TS					HRC		
	NO			TS					HRC		
	NO			TS					HRC		

	A	B	C	D	E
	Expanded Name	Name	DS Mnemonic	DS Code	Market
2	Property Fund	STRG.PR.FD.	Q:MSPX	67861J	Thailand
3	2S Metal	2S METAL	Q:SUT	67937Q	Thailand
4	Aapico Hitech	AAPICO HITECH	Q:AAPI	26372F	Thailand
5	Public Company	PUBLIC CO.		27594K	Thailand
6	Absolute Impact	ABSOLUTE IMPACT	Q:AIMM	54772J	Thailand
7	Acap Advisory	ACAP ADVISORY	Q:ACAP	32535P	Thailand
8	Incorporation	INCORPORATION	Q:AIMD	28022L	Thailand
9	Information Service	ADVANCED INFO SER.	Q:AIS	314926	Thailand
10	Information	INFO.TECH.	Q:AITX	27322R	Thailand
11	(Thailand)	(THAI.)	Q:ATS	14859C	Thailand
12	Agripure Holdings	AGRIPURE HOLDINGS	Q:RIVE	316801	Thailand
13	Aikchol Hospital	AIKCHOL HOSPITAL	Q:AHC	315341	Thailand
14	Aira Factoring	AIRA FACTORING	Q:DHFA	29421H	Thailand
15	Airports of Thailand	THAILAND	Q:AIRT	28530Q	Thailand
16	AJ Plast	AJ PLAST	Q:AJ	540769	Thailand
17	Alucon	ALUCON	Q:ALUT	502887	Thailand
18	Amanah Leasing	AMANAH LEASING	Q:IAMP	14897N	Thailand
	Publishing	PBL.	Q:APRI	315333	Thail

2. ใส่ Datatypes

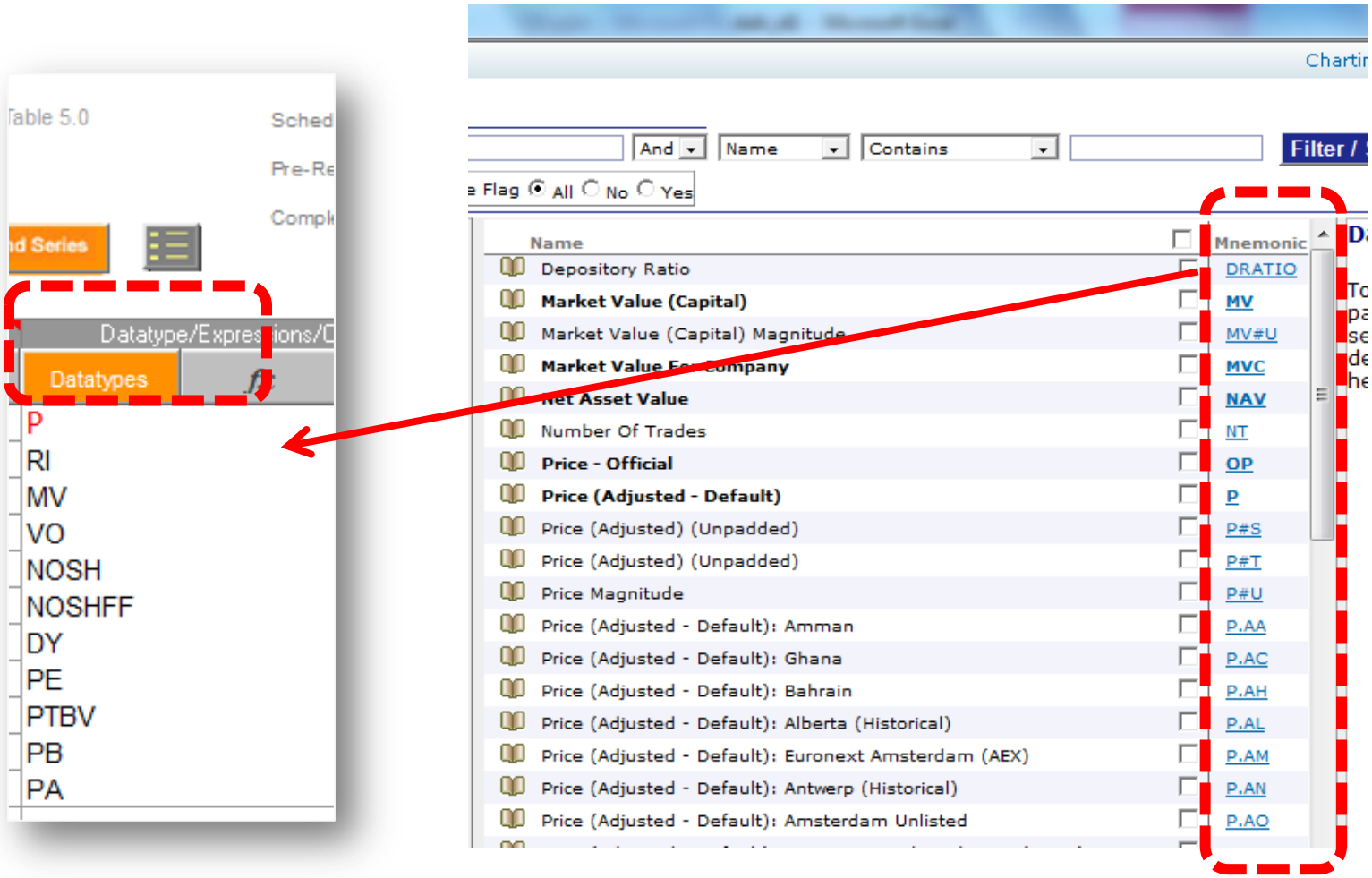

Example: Request Table

- Start date
  1. Relative, -20Y
  2. Fixed, MM/DD/YYY
- Frequency
- Data Destination

Start Date	End Date	Freq	Data Destination
		Daily	
-20Y		Daily	Sheet1'!$A$1
11/30/2002		Monthly	Sheet2'!$A$1
-20Y		Quarterly	Sheet3'!$A$1
-20Y		Yearly	Sheet4'!$A$1
-20Y			Sheet5'!$A$1
-20Y			Sheet6'!$A$1
-20Y			Sheet7'!$A$1
-20Y			Sheet8'!$A$1
-20Y			Sheet9'!$A$1
-20Y			Sheet10'!$A$1
-20Y			Sheet11'!$A$1

Example: Request Table

Click Process Table

Process Table | Add to Index | Schedule | Options | Help | Find Series

Press Ctrl + R to Process Table

Completion Macro:

- [x] Display Details
- [ ] Display Destination as an Excel formula
- [ ] Support R1C1 Reference Style

Update			Request Type						Format	Series Lookup		Datatype/Expressions/CAF/Search Lookup				Start Date	End Date	Freq	Data Destination
Y	Y/N	N	S	TS	TSL	CAF	CH	SCH	Select Format	Find Series		Datatypes	fx	CA	SC			Daily	
NO				TS					HRC	67861J,67937Q,26372F,27594K,54		P				-20Y		Daily	Sheet1'!$A$1
YES				TS					HRC	67861J,67937Q,26372F,27594K,54		RI				11/30/2002		Monthly	Sheet2'!$A$1
NO				TS					HRC	67861J,67937Q,26372F,27594K,54		MV				-20Y		Quarterl	Sheet3'!$A$1
NO				TS					HRC	67861J,67937Q,26372F,27594K,54		VO				-20Y		Yearly	Sheet4'!$A$1
NO				TS					HRC	67861J,67937Q,26372F,27594K,54		NOSH				-20Y			Sheet5'!$A$1
NO				TS					HRC	67861J,67937Q,26372F,27594K,54		NOSHFF				-20Y			Sheet6'!$A$1
NO				TS					HRC	67861J,67937Q,26372F,27594K,54		DY				-20Y			Sheet7'!$A$1
NO				TS					HRC	67861J,67937Q,26372F,27594K,54		PE				-20Y			Sheet8'!$A$1
NO				TS					HRC	67861J,67937Q,26372F,27594K,54		PTBV				-20Y			Sheet9'!$A$1
NO				TS					HRC	67861J,67937Q,26372F,27594K,54		PB				-20Y			Sheet10'!$A$1
NO				TS					HRC	67861J,67937Q,26372F,27594K,54		PA				-20Y			Sheet11'!$A$1

Example: Request Table

- [ ] Always Return Currency
- [ ] Format Series Column as "General"
- [ ] ScreenRefresh/Auto-calc Off
- [x] Display Details
- [ ] Display Destination as an Excel formula
- [ ] Support R1C1 Reference Style

Total Requests : 11

Live Requests : 1

Total Time Taken: 00:04:36

Last F 10/15/2012

Start Date	End Date	Freq	Data Destination	Status	Description	Statistics						Screen/Calc	Datatype Range
		Daily				Rows	Cols	Total	Started	Finished	Duration	On/Off	Yes/No
-20Y		Daily	Sheet1'!$A$1	ONE OR MORE S		5225	568	2967800	13:28:39	13:33:15	0:04:36	ON	NO
11/30/2002		Monthly	Sheet2'!$A$1									ON	NO
-20Y		Quarterly	Sheet3'!$A$1									ON	NO
-20Y		Yearly	Sheet4'!$A$1									ON	NO
-20Y			Sheet5'!$A$1									ON	NO
-20Y			Sheet6'!$A$1									ON	NO

REQUEST_TABLE | Sheet1 | Sheet2 | Sheet3 | Sheet4 | Sheet5 | Sheet6

Example: Request Table

	A	B	C	D	E	F	G	H	I	J	K	L	M
1	Start	12/10/1992											
2	End	12/10/2012											
3	Frequency	D											
4	Name	#ERROR	101 MONT	2S METAL	AAPICO H	ABSOLUT	ACAP AD	ADAMAS	ADVANCE	ADVANCE	AE.THANA	AGRIPURE	AIKCHOL
5	Code		Q:MSPX(F	Q:SUT(P)	Q:AAPI(P)	Q:AIMM(P	Q:ACAP(F	Q:AIMD(P	Q:AIS(P)	Q:AITX(P)	Q:ATS(P)	Q:RIVE(P)	Q:AHC(P
6	12/10/1992	$$"ER", E1	NA	NA	NA	NA	NA	NA	7.62	NA	NA	NA	2.97
7	13/10/1992		NA	NA	NA	NA	NA	NA	7.67	NA	NA	NA	2.9
8	14/10/1992		NA	NA	NA	NA	NA	NA	7.76	NA	NA	NA	3.19
9	15/10/1992		NA	NA	NA	NA	NA	NA	7.95	NA	NA	NA	3.05
10	16/10/1992		NA	NA	NA	NA	NA	NA	8.09	NA	NA	NA	2.99
11	19/10/1992		NA	NA	NA	NA	NA	NA	7.95	NA	NA	NA	2.92
12	20/10/1992		NA	NA	NA	NA	NA	NA	8.14	NA	NA	NA	2.9
13	21/10/1992		NA	NA	NA	NA	NA	NA	8.65	NA	NA	NA	2.9
14	22/10/1992		NA	NA	NA	NA	NA	NA	8.51	NA	NA	NA	2.97
15	23/10/1992		NA	NA	NA	NA	NA	NA	8.51	NA	NA	NA	2.97
16	26/10/1992		NA	NA	NA	NA	NA	NA	8.37	NA	NA	NA	2.94
17	27/10/1992		NA	NA	NA	NA	NA	NA	8.32	NA	NA	NA	2.94
18	28/10/1992		NA	NA	NA	NA	NA	NA	8.41	NA	NA	NA	2.9
19	29/10/1992		NA	NA	NA	NA	NA	NA	8.65	NA	NA	NA	2.86
20	30/10/1992		NA	NA	NA	NA	NA	NA	8.69	NA	NA	NA	2.79
21	2/11/1992		NA	NA	NA	NA	NA	NA	8.97	NA	NA	NA	2.76
22	3/11/1992		NA	NA	NA	NA	NA	NA	9.34	NA	NA	NA	2.77
23	4/11/1992		NA	NA	NA	NA	NA	NA	9.48	NA	NA	NA	2.79
24	5/11/1992		NA	NA	NA	NA	NA	NA	9.58	NA	NA	NA	2.65
25	6/11/1992		NA	NA	NA	NA	NA	NA	9.44	NA	NA	NA	2.59
26	9/11/1992		NA	NA	NA	NA	NA	NA	9.11	NA	NA	NA	2.59

REQUEST_TABLE | Sheet1 | Sheet2 | Sheet3 | Sheet4 | Sheet5 | Sheet6 | Sheet7 | Sheet8 | ...

Example: Request Table

- **Remark for weekly and monthly data**
- Weekly data : start with Wednesday, series of Wednesday
- Monthly : End of the month, every 15th
- Remove NA for missing data>go to Thomson Reuters ribbon> option> Display null >Delete "NA"

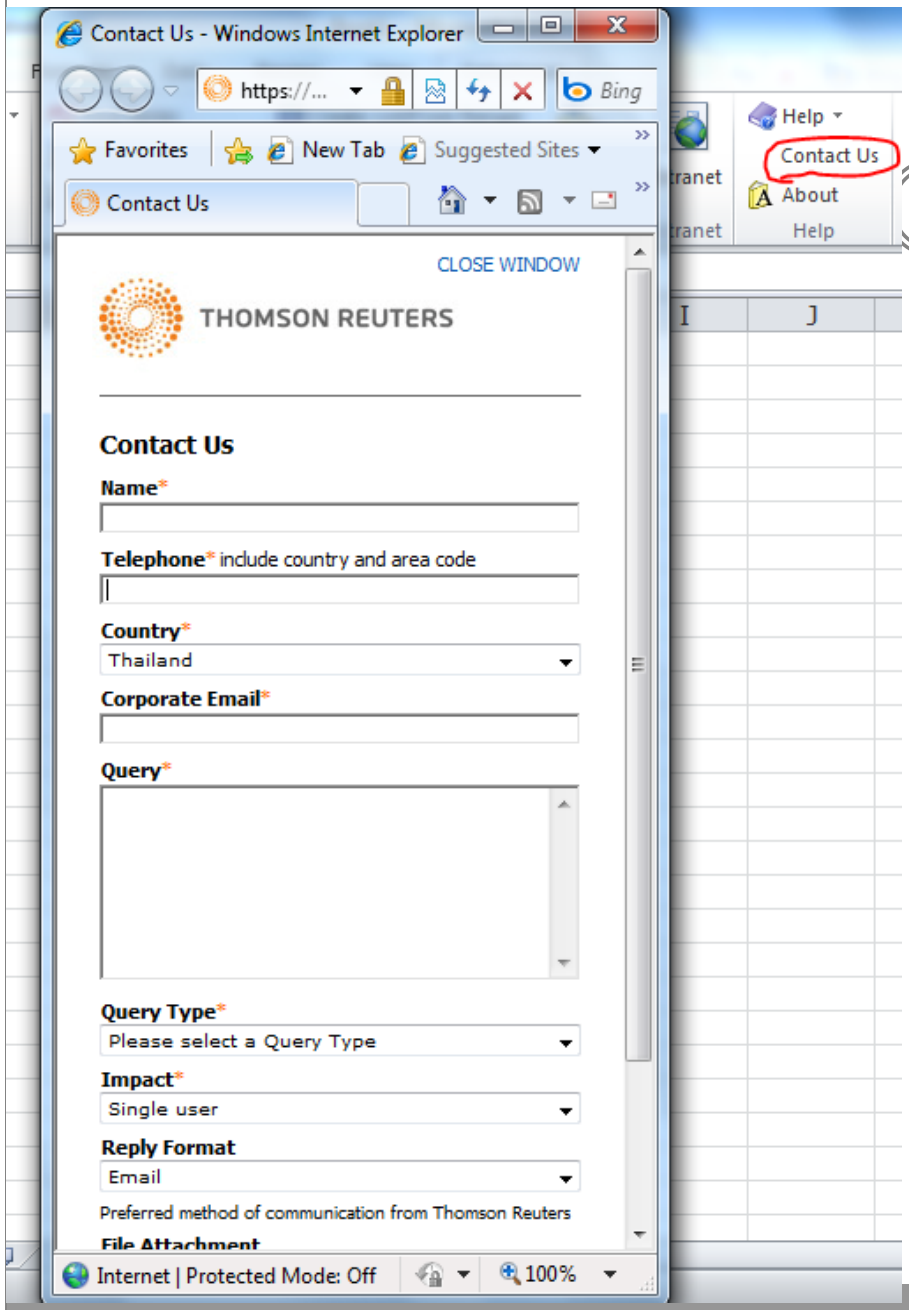

DS Support

- Contact Us or
- https://customers.reuters.com/crmcontactus/support.asp

Eikon

Overview

Equities | Overview

Search or Enter a Command

Workspace 1

BETA This application is still in development.

Send feedback

EQUITIES OVERVIEW

OVERVIEW EQG

Overview | News | Market Data and Tools | Economics Events | Research

SEARCH		FEATURED CONTENT
Indices	Stocks	What's New in Equities
Futures	Options	Market Share Reporter (MSR)
Warrants	ETFs	Relative Rotation Graph (RRG)
ADRs	Equity Screener	Aggregates Matrix

TOP NEWS ›

AMAZON ENTERS BRITAIN'S FRESH FOOD MARKET WITH MORRISONS DEAL

LONDON, Feb 29 (Reuters) - Online retailer Amazon is set to enter the British fresh food market after striking a supply deal with supermarket Morrisons, potentially ramping up competition in the already cut-throat sector.

ROCHE SUFFERS SETBACK AS SEVERE ASTHMA DRUG FAILS IN ONE STUDY

ZURICH, Feb 29 (Reuters) - Roche suffered a setback in its ambitions to build its presence in the emerging market for biotech asthma drugs on Monday when it announced that one of two identical studies failed to help patients as expected.

TESCO PLAYS DOWN JOB CUTS REPORT

LONDON, Feb 27 (Reuters) - Tesco, Britain's biggest retailer, played down a newspaper report on Saturday that it was considering cutting 39,000 store staff over the next three years, saying it had no current plans to lay off more employees.

VW EX-CEO TOLD OF DEFEAT DEVICE ADMISSION WEEKS BEFORE NEWS WAS PUBLIC -BAMS

FRANKFURT, Feb 28 (Reuters) - Volkswagen's former chief executive Martin Winterkorn was informed that the carmaker had told regulators it was using defeat devices two weeks before the scandal became public, German tabloid Bild am Sonntag reported on Sunday.

ECONOMICS TODAY ›

	Event Name	Time	Period	Poll	Actual	Prior	Add
UG	CPI YY*	07:00	Feb		707%		
ID	M2 Money Supply YY*	16:00	Jan		7.7%	8.9%	
CN	PBOC Reserve Req ...	17:00	29 Feb		17.0%	17.50%	
EZ	Inflation, Flash YY	17:00	Feb	0.0%	-0.2%	0.3%	
EZ	Infl Ex Food & Ener Flh	17:00	Feb	0.9%	0.9%	1.0%	

TOP INDICES ›

Selected Indices (1) | 5D | 3M | 6M | 1Y | 5Y

Name	Last	% Change	Net Change	MTD % Chng	YTD % Chng
Americas ›					
S&P 500 INDEX	1,948.05	-0.19%	-3.65	0.40%	-4.69%
DJ INDU AVERAGE	16,639.97	-0.34%	-57.32	1.05%	-4.51%
NASDAQ 100	4,235.62			-1.02%	-7.79%
S&P/TSX COMP I	12,797.79			-0.19%	-1.63%
BVSP BOVESPA I	41,593.08			2.94%	-4.05%
MXSE IPC GRAL	43,473.37			-0.36%	1.15%
Europe ›					
STXE 600 PR	329.59	-0.59%	-1.95	-3.26%	-9.49%
FTSE 100 INDEX	6,069.05	-0.44%	-26.96	-0.24%	-2.78%
XETRA DAX PF	9,407.43	-1.11%	-105.87	-3.99%	-12.43%
CAC 40 INDEX	4,289.30	-0.59%	-25.27	-2.89%	-7.50%

Book1 - Thomson Re... | ASSET4_ESG_Conten... | Eikon Toolbar | Equities | Overview | data | somo4g (F:) | Data | Eikon - Word | EN | 17:23

Equities | Overview

Search or Enter a Command

Workspace 1

BETA This application is still in dev

EQUITIES OVERVIEW

Overview | News | Market Data

SEARCH

Indices | Sto
Futures | Op
Warrants | ETI
ADRs | Eq

TOP NEWS ›

AMAZO L

LONDON rket after striking a already cut-throat sec

ROCHE SUFFERS SETBACK AS

ZURICH, Feb 29 (Reuters) - Roche suf otech asthma drugs on Monday when it announced

TESCO PLAYS DOWN JOB CUT

LONDON, Feb 27 (Reuters) - Tesco, Britain's biggest retailer, played down a newspaper report on Saturday that it was considering cutting 39,000 store staff over the next three years, saying it had no current plans to lay off more employees.

- My Apps
- Analytics & Calcs
- Charting
- Company
- Eikon Labs
- Markets
- Monitoring
- News & Research
- Polls
- Portfolio Mgmt
- Search Tools
- Internal
- My Workspaces
- App Library
- Preferences
- Help
- Close

Home | Monitor
Quote List | News Monitor
Sidebar | Snapshot
Chart | Datastream Chart Studies
Screener | Quote Line
My Profile & Directory | Datastream Chart Studio
Macro Explorer | Company Estimates
Industry | Indices Overview
Index Movers | News Discovery
New Officers and Directors

TOP INDICES ›

Selected Indices (1)

Name	Last
Americas ›	
S&P 500 INDEX	1,948.05
D JINDU AVERAGE	16,639.97

Template

- Excel >Thomson Reuters ribbon> Templates
- Search> Financial statement

Cross Economic Data.xlsm
DFO Balance Sheet.xlsm
DFO Cash Flow Statement.xlsm
DFO Profit and Loss.xlsm
DFO Ratio Analysis.xlsm
DFORequestTable1.xlsm
Events Content Review.xlsm
Lipper Fund NAV History.xlsm
Multi Asset Class History Common Field ...

Cross Economic Data

How the Model Works

Select the country you are looking for and all the list available in our real time library for economic data will display.

It is possible to open an APP "Quote" or "News" directly by clicking in the links in the file.

The model gives you the possibility to select a particular indicator and display its description and Graphs.

Cross Economic Data

#NAME?

Choose Country 1 ▶ Great Britain

Choose Country 2 ▶ Belgium

TIME

#NAME?

RIC	Indicator Name TR.IndicatorName	Indicator Type TR.IndicatorType	Source TR.IndicatorSource	GMT Date 1053	Time 1010	Period 1354
GBAVGX=ECI	#NAME?	Labour Market	ONS - Office for National Statistics, United Kingdom	#NAME?	16:30:00	Jan
GBAVGW=ECI	Earnings,Average Weekly,Whole economy, total pay, 3 month average	Wages	ONS - Office for National Statistics, United Kingdom	16Mar	16:30:00	Jan
GBBOEI=ECI	Policy Rates,Bank Rate (Shorter History)	Money Market	Bank of England	17Mar	19:00:00	Mar
GBCRED=ECI	changes (excl. the Student Loans Company) unsecured lending to individuals	Domestic Finance	Bank of England	29Feb	16:30:00	Jan
GBMPCC=ECI	BOE MPC Vote Cut	Domestic Finance	Bank of England	17Mar	19:00:00	Mar
GBMPCH=ECI	BOE MPC Vote Hike	Domestic Finance	Bank of England	17Mar	19:00:00	Mar

LIPPER FUND NAV HISTORY

How the Model Works

This simple workbook uses the **TR** function to return a daily time-series of Net Asset Values (NAV) for a Lipper fund.

For the majority of instrument types, the **RHistory** function must be used to return an interday time-series of prices. Where appropriate, it can also retrieve **intraday** histories, and volume-related data items.

Lipper funds are therefore an exception where the NAV values (which are typically calculated on a daily basis by the fund manager) are only available as a 'fundamental and reference' data item using the **TR** function.

For equities and equity indexes, both the **TR** function and the **RHistory** function may be used to retrieve interday price and volume data. Depending on the specific use case, one may be preferable over the other.

Inputs Needed / Instructions

Enter a valid Lipper fund code in cell D5, e.g. LP68166178

LIPPER FUND NAV HISTORY

Input Parameters

Lipper Fund RIC	LP68166178

Results

#NAME?	NAV
26/2/2016	116.17
25/2/2016	116.03
24/2/2016	115.43
23/2/2016	115.62
22/2/2016	116.09
19/2/2016	115.54
18/2/2016	115.67
17/2/2016	115.57
16/2/2016	114.95
15/2/2016	114.13
12/2/2016	114.13
11/2/2016	113.82

Events (REV)

How the Model Works

This template is designed to showcase the **content** available in MS Excel via **Thomson Reuters Eikon - Microsoft Office** in the **Events (REV)** category.

Each individual data item is presented in the context of its **parameter class**; determining the parameters which apply to it, and its **column class**; determining the sub-data items (or sub-fields) applicable to it.

Drop-down menus allow you to quickly explore and manipulate this content with an immediate update to the results table.

Note that results in this workbook are always presented with **Field Descriptions** for **Column Headers** (as defined by the **CH=Fd** parameter), with no row headers, and are for a single instrument only. This template, therefore, does not demonstrate the full range of layout/display options available. This flexibility is better appreciated using the **Formula Builder** interface.

Events (REV)

Columns

date	instrument	companyEvent	value
TR.EventTitle.date	TR.EventTitle.instrument	TR.EventTitle.companyEvent	TR.EventTitle.value

Output

#NAME?	Instrument	Company Event Type	Event Title
42,660.83	IBM.N	EarningsReleases	Q3 2016 International Business Machines Corp Earnings Release (
42,569.83	IBM.N	EarningsReleases	Q2 2016 International Business Machines Corp Earnings Release (
42,478.83	IBM.N	EarningsReleases	Q1 2016 International Business Machines Corp Earnings Release (
42,388.88	IBM.N	EarningsReleases	Q4 2015 International Business Machines Corp Earnings Release
42,388.92	IBM.N	EarningsCallsAndPresentations	Q4 2015 International Business Machines Corp Earnings Call
42,296.83	IBM.N	EarningsReleases	Q3 2015 International Business Machines Corp Earnings Release
42,296.88	IBM.N	EarningsCallsAndPresentations	Q3 2015 International Business Machines Corp Earnings Call
42,205.83	IBM.N	EarningsReleases	Q2 2015 International Business Machines Corp Earnings Release
42,205.85	IBM.N	EarningsCallsAndPresentations	Q2 2015 International Business Machines Corp Earnings Call
42,114.83	IBM.N	EarningsReleases	Q1 2015 International Business Machines Corp Earnings Release
42,114.85	IBM.N	EarningsCallsAndPresentations	Q1 2015 International Business Machines Corp Earnings Call

Example: Accounting Data

THOMSON REUTERS Worldscope Balance Sheet

Information Page

This template uses Datastream Worldscope company account information to produce a simple balance sheet for the last 10 financial year ends of a company. For old Datastream Windows users this mirrors the information displayed in the 190B Company accounts program.

The data returned in the model is produced using one of 4 global format codes depending on the industry classification of the company in question. 275F for Banks, 294F for Insurance Companies, 290F for Other Financials and 300F for Industrial companies.

This model has limited customisable features other than the company in question. Should you require more then the last 10years accounting information please contact your local Thomson Reuters support person who will be able to assist.

Go to Template

THOMSON REUTERS

Worldscope Balance Sheet

Find Series

UPDATE

Q:PTTB
PTT
THAILAND

GIC no.	Global Format Used
2	Industrial

WC code	Description						
WC05350	DATE OF FISCAL YEAR END	31-ธ.ค.-11	31-ธ.ค.-12	31-ธ.ค.-13	31-ธ.ค.-14	31-ธ.ค.-15	-
WC02501	PROPERTY, PLANT AND EQUIPMENT - NET	642,602,120	688,371,500	775,867,957	752,802,504	1,138,612,184	-
WC02649	TOTAL INTANGIBLE OTHER ASSETS - NET	45,974,270	66,049,730	176,749,123	221,459,246	214,562,412	-
WC02101	INVENTORIES - TOTAL	39,201,870	42,254,080	44,172,412	44,697,752	115,729,092	-
WC02201	CURRENT ASSETS - TOTAL	381,157,170	472,145,290	523,143,658	491,962,681	679,702,201	-
WC02101	INVENTORIES - TOTAL	39,201,870	42,254,080	44,172,412	44,697,752	115,729,092	-
WC02001	CASH & EQUIVALENTS	127,093,720	143,322,880	159,887,863	224,471,465	349,375,746	-
MULTIPLE	TOTAL DEBTORS & EQUIVALENT [WC02201 - WC02101 - WC02001]	214,861,580	286,568,330	319,083,383	222,793,464	214,597,363	n/a
WC02051	RECEIVABLES(NET)	207,362,260	276,477,020	311,545,709	208,893,320	203,324,756	-
WC02999	TOTAL ASSETS	1,383,093,690	1,616,818,780	1,787,341,036	1,769,134,979	2,163,560,046	-
WC03040	ACCOUNTS PAYABLE	164,300,730	254,703,610	271,145,293	183,616,615	149,107,654	-
WC03051	SHORT TERM DEBT & CURRENT PORTION OF LONG TERM DEBT	70,499,340	57,672,590	60,279,999	85,032,609	81,093,500	-
WC03101	CURRENT LIABILITIES - TOTAL	335,865,530	380,896,580	406,407,781	344,450,315	315,385,064	-
WC03151	WORKING CAPITAL	45,291,640	91,248,710	116,735,878	147,512,366	364,317,137	-

Example: Accounting Data

THOMSON REUTERS

Worldscope Cash Flow Statement

Information Page

This template uses Datastream Worldscope company account information to produce a simple cash flow statement for the last 15 financial year ends of a company. For old Datastream Windows users this mirrors the information displayed in the 190C Company accounts program.

The data returned in the model is produced using one of 4 global format codes depending on the industry classification of the company in question. 276F for Banks, 295F for Insurance Companies, 291F for Other Financials and 301F for Industrial companies.

This model has limited customisable features other than the company in question. Should you require more then the last 10years accounting information please contact your local Thomson Reuters support person who will be able to assist.

Go to Template

THOMSON REUTERS

Worldscope Cash Flow Statement

Find Series

UPDATE

Q:PTTB
PTT
THAILAND

GIC no. 2

Global Format Used Industrial

WC code	Description	31-ธ.ค.-11	31-ธ.ค.-12	31-ธ.ค.-13	31-ธ.ค.-14	31-ธ.ค.-15	-
WC05350	DATE OF FISCAL YEAR END						
WC04201	FUNDS FROM OPERATIONS	174,927,110	195,541,780	189,317,604	216,496,598	248,704,471	-
WC04860	NET CASH FLOW - OPERATING ACTIVITIES	174,657,440	170,407,800	163,725,697	228,041,902	275,707,952	-
WC04050	AMORTIZATION OF INTANGIBLE ASSETS	-	-	-	-	-	-
WC04601	CAPITAL EXPENDITURES (ADDITIONS TO FIXED ASSETS)	108,105,830	114,875,880	113,118,837	115,703,252	156,366,649	-
WC04870	NET CASH FLOW - INVESTING	176,097,700	193,832,950	113,851,592	157,942,966	150,541,401	-
WC05376	COMMON DIVIDENDS (CASH)	41,103,230	42,305,710	46,367,648	48,837,492	43,811,002	-
WC04551	CASH DIVIDENDS PAID - TOTAL	41,103,230	42,305,710	46,367,648	48,837,492	43,811,002	-
WC04251	NET PROCEEDS FROM SALE/ISSUE OF COMMON & PREFERRED	1,982,690	32,694,120	280,000		8,103,821	-
WC04890	NET CASH FLOW - FINANCING	-26,886,880	47,961,270	-35,701,274	-26,335,423	-128,510,771	-
MULTIPLE	NET CASH FLOW [WC04890 - WC04870 + WC04860]	-28,327,140	24,536,120	14,172,831	43,763,513	-3,344,220	n/a
WC04851	INCREASE/DECREASE IN CASH AND SHORT TERM INVESTMENTS	-19,668,990	20,785,460	20,759,432	46,101,940	5,765,955	-

THOMSON REUTERS

Worldscope Profit & Loss Statement

Information Page

This template uses Datastream Worldscope company account information to produce a simple profit & loss statement for the last 10 financial year ends of a company. For old Datastream Windows users this mirrors the information displayed in the 190A Company accounts p

The data returned in the model is produced using one of 4 global format codes depending on the industry classification of the company in question. 274F for Banks, 293F for Insurance Companies, 289F for Other Financials and 299F for Industrial companies.

This model has limited customisable features other than the company in question. Should you require more then the last 10years accounting information please contact your local Thomson Reuters support person who will be able to assist.

THOMSON REUTERS

Worldscope Profit & Loss Statement

Find Series

UPDATE

Q:PTTB
PTT
THAILAND

GIC no.
2

Global Format Used
Industrial

WC code	Description	31-ธ.ค.-11	31-ธ.ค.-12	31-ธ.ค.-13	31-ธ.ค.-14	31-ธ.ค.-15	-
WC05350	DATE OF FISCAL YEAR END						
WC01001	NET SALES OR REVENUES	2,428,164,680	2,793,833,060	2,842,688,000	2,834,732,185	2,026,911,568	-
WC01051	COST OF GOODS SOLD (EXCL DEPRECIATION)	2,160,192,720	2,502,709,680	2,574,474,940	2,537,890,955	1,681,566,263	-
WC01100	GROSS INCOME	212,653,800	225,885,950	191,935,440	189,154,350	201,780,186	-
WC01101	SELLING, GENERAL & ADMINISTRATIVE EXPENSES	44,350,520	48,312,560	49,873,651	95,497,998	72,775,713	-
WC01151	DEPRECIATION, DEPLETION AND AMORTIZATION	55,318,160	65,237,430	76,277,620	107,686,880	143,565,120	-
WC01149	AMORTIZATION OF INTANGIBLES	-	-	1,526,580	1,776,510	2,972,640	-
WC01150	AMORTIZATION OF DEFERRED CHARGES	-	-	-	0	0	-
MULTIPLE	AMORTISATION [WC01149 + WC01150]	n/a	n/a	n/a	1,776,510	2,972,640	n/a
WC01250	OPERATING INCOME	139,168,330	140,010,320	141,993,699	93,593,202	128,995,523	-
WC01251	INTEREST EXPENSE ON DEBT	18,041,630	19,762,720	20,394,348	22,218,278	28,531,460	-
WC01255	INTEREST CAPITALIZED	0	0	0	0	0	-
MULTIPLE	TOTAL INTEREST CHARGES [WC01251 - WC01255]	18,041,630	19,762,720	20,394,348	22,218,278	28,531,460	n/a
WC01266	NON-OPERATING INTEREST INCOME	3,477,510	2,887,690	2,547,830	2,702,400	6,292,920	-
MULTIPLE	NET INTEREST CHARGES [WC01251 - WC01266 - WC01255]	14,564,120	16,875,030	17,846,518	19,515,878	22,238,540	n/a
WC01201	RESEARCH & DEVELOPMENT	-	-	-	-	-	-
WC01084	SALARIES AND BENEFITS EXPENSES	13,743,060	15,518,200	18,331,730	20,499,070	46,602,990	-

Search

- Search for financial instrument> Screener

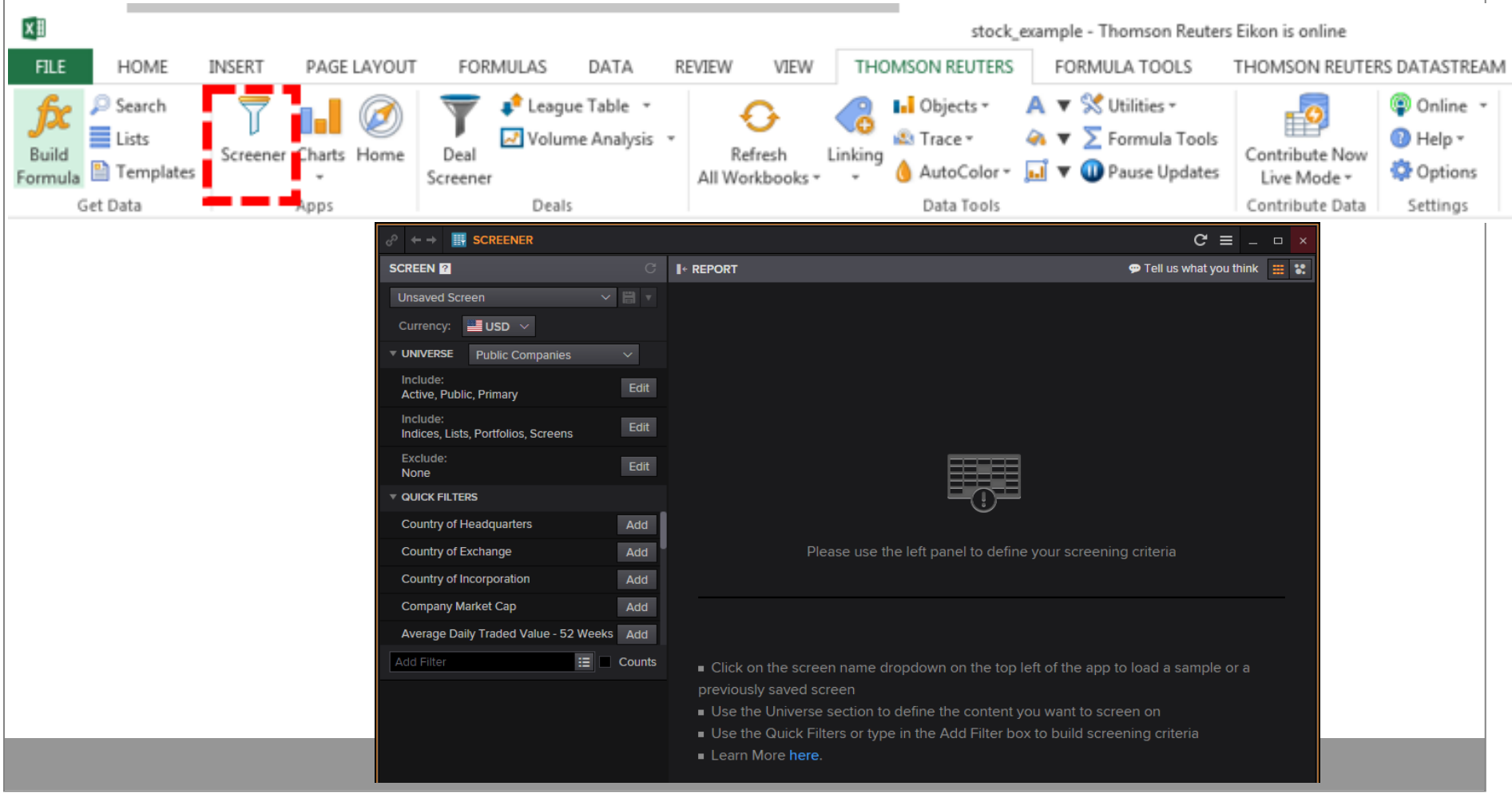

Search

- Stock in SET & MAI, all active and dead
- Select Country of Exchange > Thailand > Done

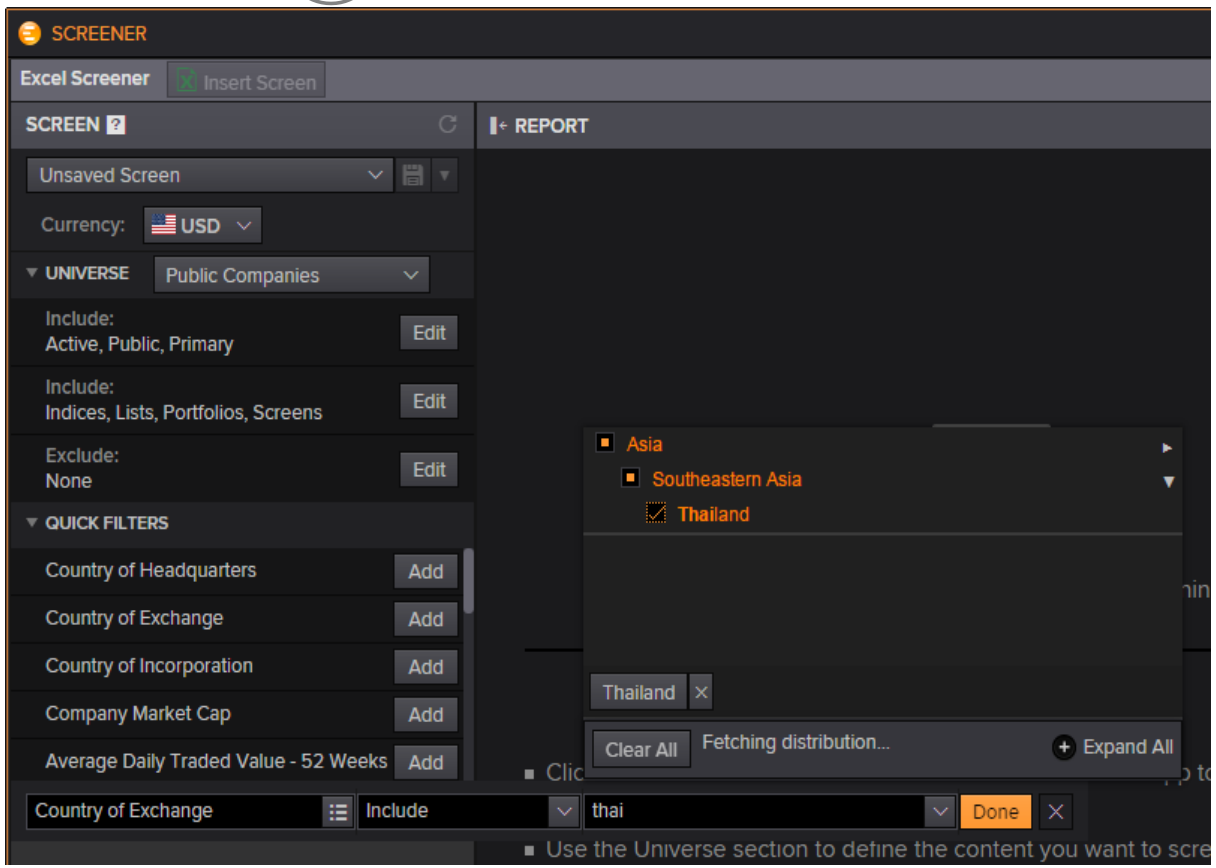

Search

- Filter> Active, Public, Primary

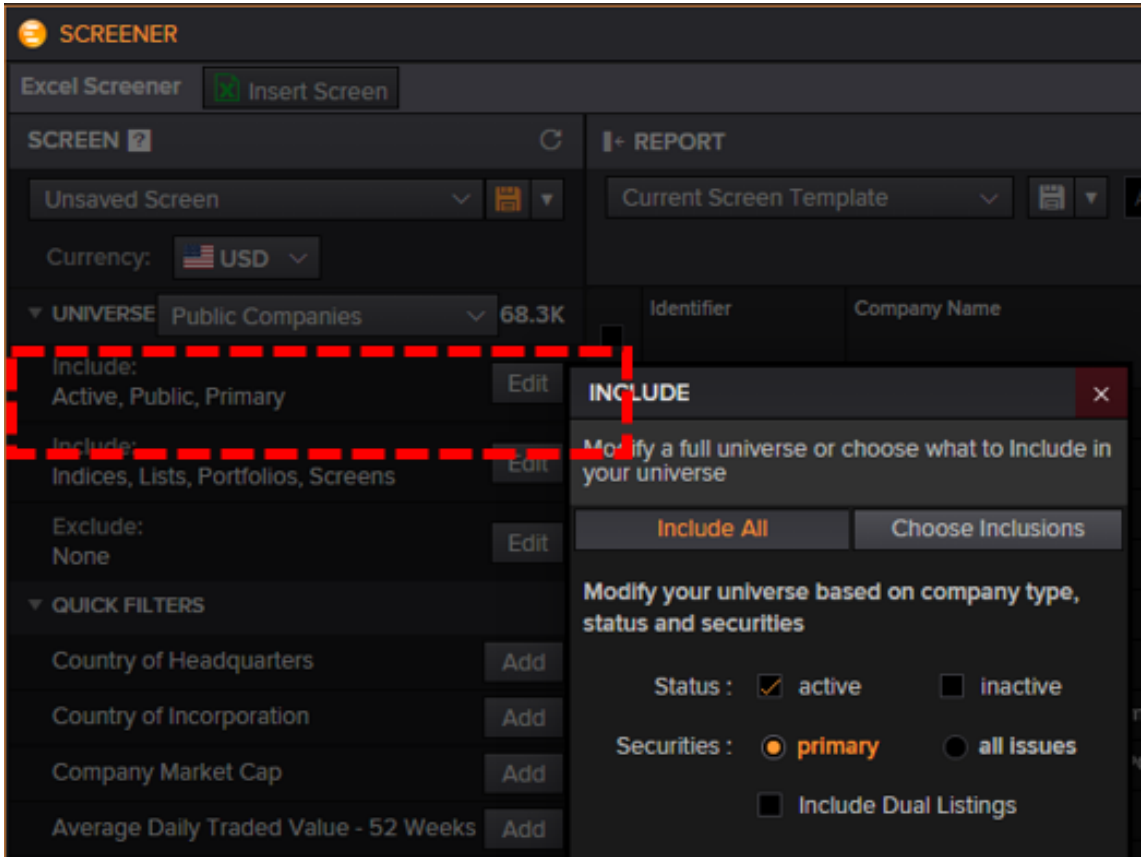

Search

- Detail of instrument
- industry, active or dead, SET or MAI, instrument type: common stock, ETF > add detial column

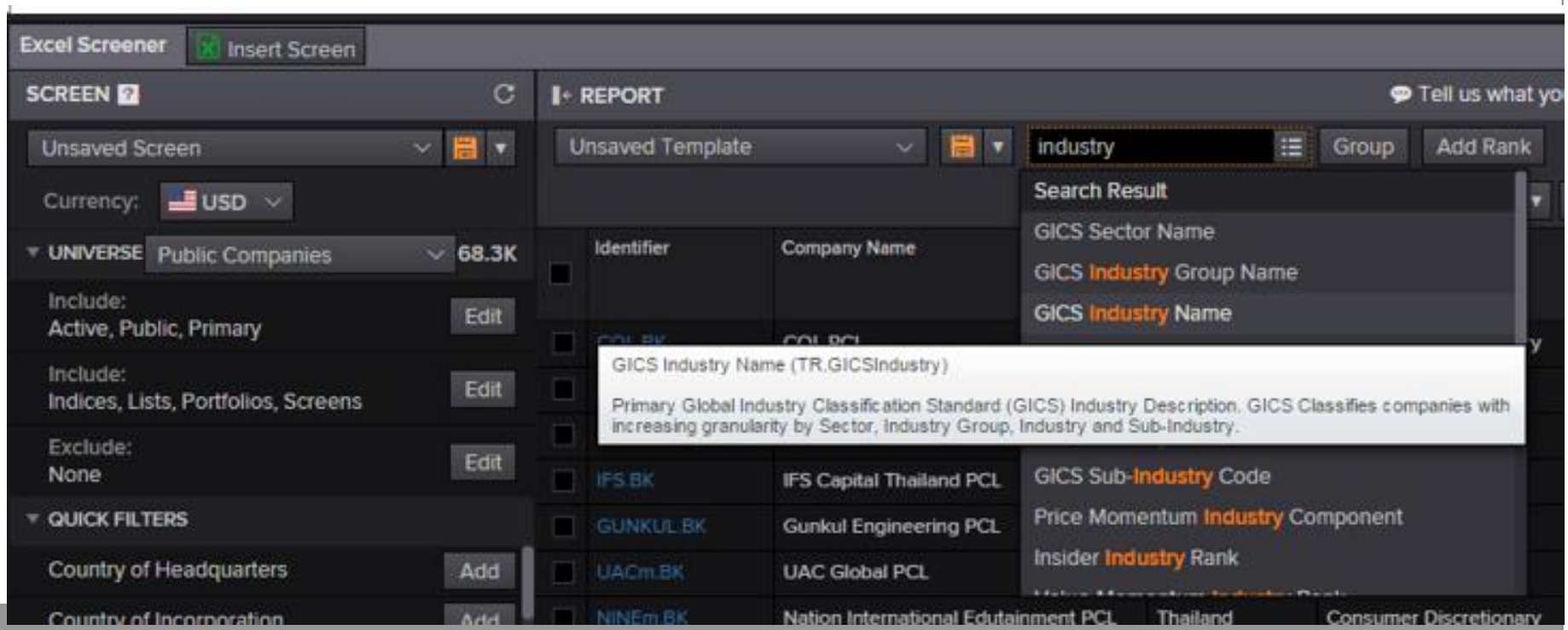

Search

- Click “Insert Screen” to send lists Excel

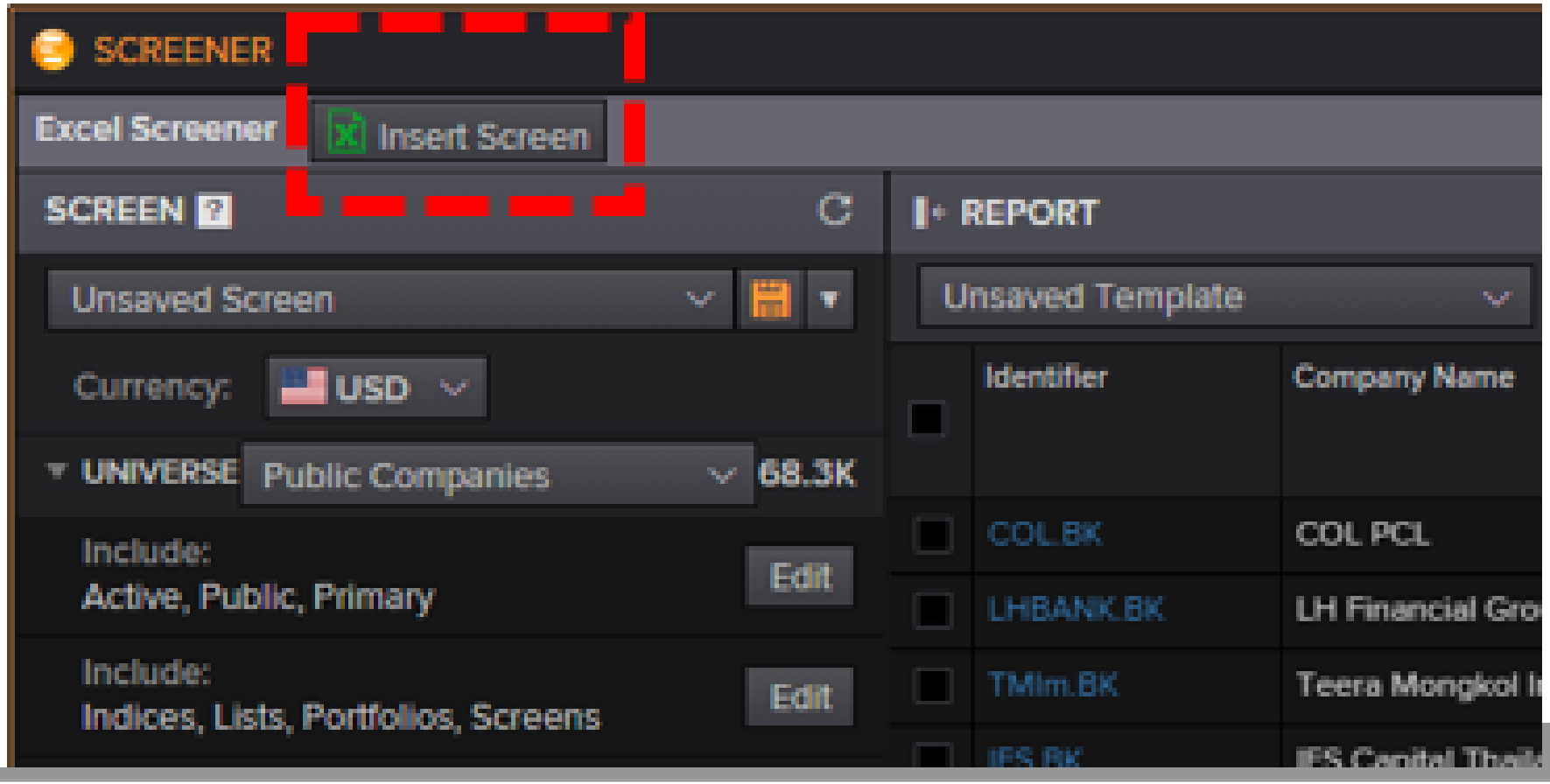

Search

cg data - Thomson Reuters Eikon is online

FILE HOME INSERT PAGE LAYOUT FORMULAS DATA REVIEW VIEW THOMSON REUTERS THOMSON REUTERS DATASTREAM

Sign in

From Access | From Web | From Text | From Other Sources | Existing Connections | Refresh All | Connections | Properties | Edit Links | Sort | Filter | Clear | Reapply | Advanced | Text to Columns | Flash Fill | Remove Duplicates | Data Validation | Consolidate | What-If Analysis | Relationships | Group | Ungroup | Subtotal | Show Detail | Hide Detail

Get External Data | Connections | Sort & Filter | Data Tools | Outline

D7 | Metals & Mining

	A	B	C	D	E	F	G	H	I
1	Updated at 18:49:02	Company Common Nan	Country of Exchange	GICS Industry Name	GICS Industry Group Na	GICS Industry Code	Exchange Name	Instrument Type	Instrument Is Active Flag
2	PTLz.BK	Polyplex Thailand PCL	Thailand	Containers & Packaging	Materials	151030	STOCK EXCHANGE OF TI	Ordinary Shares	TRUE
3	GYTz.BK	Goodyear Thailand PCL	Thailand	Auto Components	Automobiles & Compor	251010	STOCK EXCHANGE OF TI	Ordinary Shares	TRUE
4	SGFz.BK	Siam General Factoring	Thailand	Diversified Financial Se	Diversified Financials	402010	STOCK EXCHANGE OF TI	Ordinary Shares	TRUE
5	ESSOz.BK	Esso Thailand PCL	Thailand	Oil, Gas & Consumable	Energy	101020	STOCK EXCHANGE OF TI	Ordinary Shares	TRUE
6	COL.BK	COL PCL	Thailand	Internet & Catalog Reta	Retailing	255020	STOCK EXCHANGE OF TI	Ordinary Shares	TRUE
7	2Smf.BK	2S Metal PCL	Thailand	Metals & Mining	Materials	151040	MARKET FOR ALTERNAT	Ordinary Shares	TRUE
8	LHBANK.BK	LH Financial Group PCL	Thailand	Commercial Banks	Banks	401010	STOCK EXCHANGE OF TI	Ordinary Shares	TRUE
9	LHBANKf.BK	LH Financial Group PCL	Thailand	Commercial Banks	Banks	401010	STOCK EXCHANGE OF TI	Ordinary Shares	TRUE
10	COLf.BK	COL PCL	Thailand	Internet & Catalog Reta	Retailing	255020	STOCK EXCHANGE OF TI	Ordinary Shares	TRUE
11	MAJORn.BK	Major Cineplex Group F	Thailand	Media	Media	254010	STOCK EXCHANGE OF TI	Thai Non-Voting Depos	TRUE
12	LHBANKn.BK	LH Financial Group PCL	Thailand	Commercial Banks	Banks	401010	STOCK EXCHANGE OF TI	Thai Non-Voting Depos	TRUE
13	COLn.BK	COL PCL	Thailand	Internet & Catalog Reta	Retailing	255020	STOCK EXCHANGE OF TI	Thai Non-Voting Depos	TRUE
14	TMIm.BK	Teera Mongkol Industry	Thailand	Electrical Equipment	Capital Goods	201040	MARKET FOR ALTERNAT	Ordinary Shares	TRUE
15	TMImf.BK	Teera Mongkol Industry	Thailand	Electrical Equipment	Capital Goods	201040	MARKET FOR ALTERNAT	Ordinary Shares	TRUE
16	TMImn.BK	Teera Mongkol Industry	Thailand	Electrical Equipment	Capital Goods	201040	MARKET FOR ALTERNAT	Thai Non-Voting Depos	TRUE
17	SLCmt.BK^G10	News Network Corp PC	Thailand	Software	Software & Services	451030	NULL	Rights	FALSE
18	SLCmtn.BK^G10	News Network Corp PC	Thailand	Software	Software & Services	451030	NULL	Rights	FALSE
19	IFS.BK	IFS Capital Thailand PCL	Thailand	Diversified Financial Se	Diversified Financials	402010	STOCK EXCHANGE OF TI	Ordinary Shares	TRUE
20	IFSz.BK	IFS Capital Thailand PCL	Thailand	Diversified Financial Se	Diversified Financials	402010	STOCK EXCHANGE OF TI	Ordinary Shares	TRUE
21	IFSn.BK	IFS Capital Thailand PCL	Thailand	Diversified Financial Se	Diversified Financials	402010	STOCK EXCHANGE OF TI	Thai Non-Voting Depos	TRUE
22	SATt.BK^I10	Somboon Advance Tech	Thailand	Auto Components	Automobiles & Compor	251010	NULL	Rights	FALSE
23	SATtn.BK^I10	Somboon Advance Tech	Thailand	Auto Components	Automobiles & Compor	251010	NULL	Rights	FALSE
24	GUNKUL.BK	Gunkul Engineering PCL	Thailand	Electrical Equipment	Capital Goods	201040	STOCK EXCHANGE OF TI	Ordinary Shares	TRUE
25	GUNKULf.BK	Gunkul Engineering PCL	Thailand	Electrical Equipment	Capital Goods	201040	STOCK EXCHANGE OF TI	Ordinary Shares	TRUE
26	GUNKULn.BK	Gunkul Engineering PCL	Thailand	Electrical Equipment	Capital Goods	201040	STOCK EXCHANGE OF TI	Thai Non-Voting Depos	TRUE
27	UACm.BK	UAC Global PCL	Thailand	Trading Companies & D	Capital Goods	201070	MARKET FOR ALTERNAT	Ordinary Shares	TRUE
28	UACmf.BK	UAC Global PCL	Thailand	Trading Companies & D	Capital Goods	201070	MARKET FOR ALTERNAT	Ordinary Shares	TRUE
29	UACmn.BK	UAC Global PCL	Thailand	Trading Companies & D	Capital Goods	201070	MARKET FOR ALTERNAT	Thai Non-Voting Depos	TRUE

list | stock | datatype | 2000-2016

READY 100 %

Search

- Screen by index
- SET, SET100, SET50

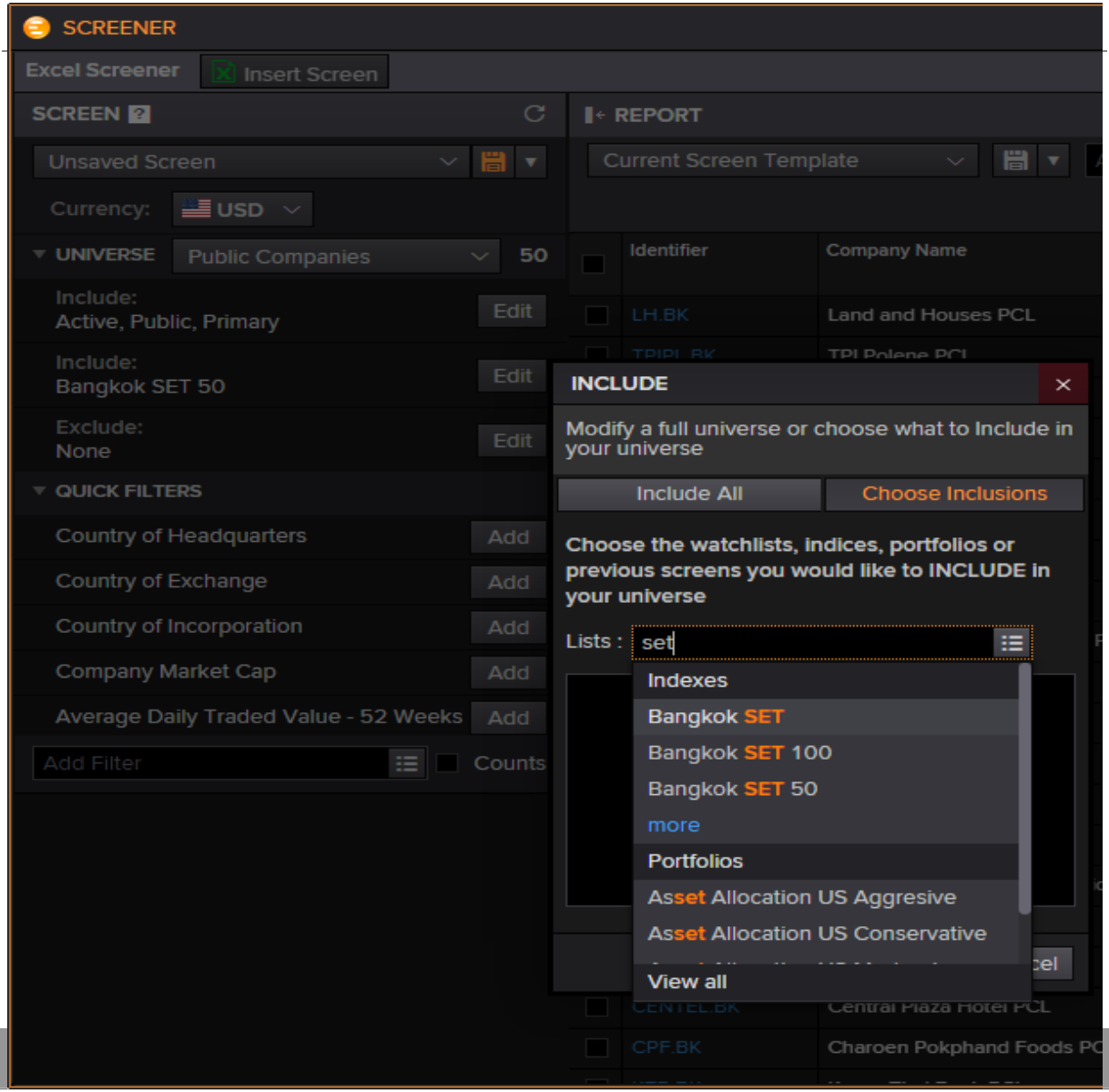

Search

- Other asset class

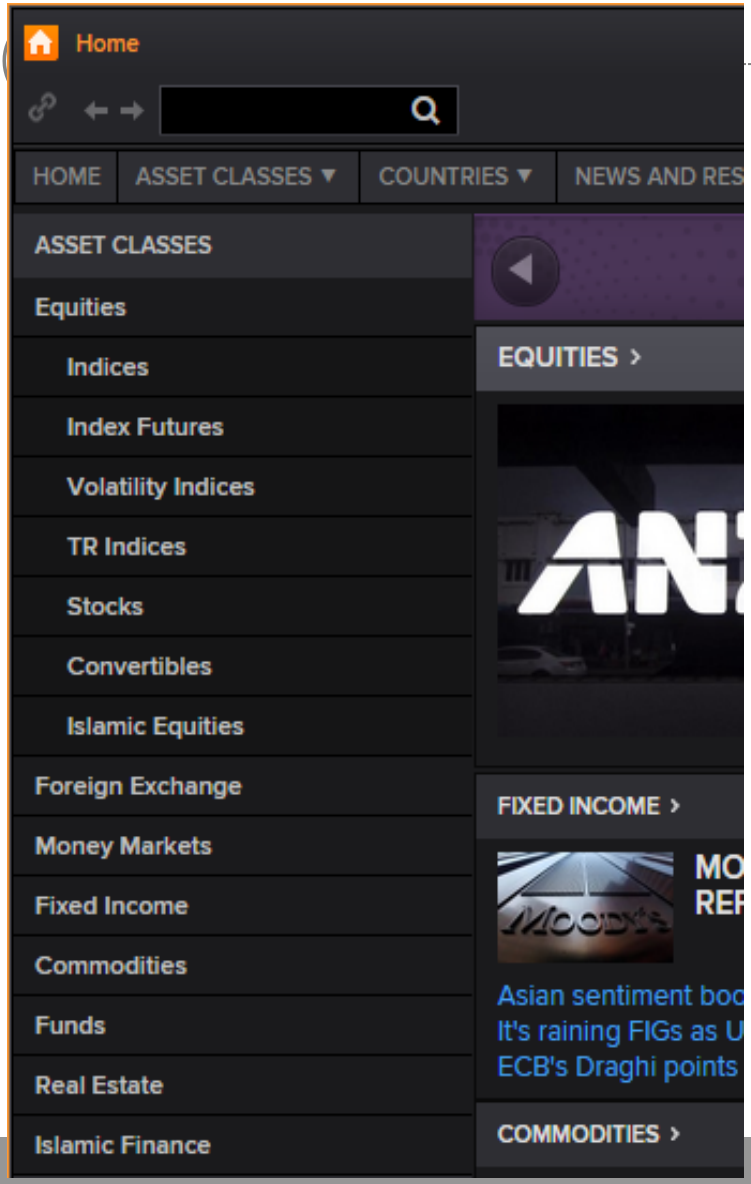

Search: Global Indices

Indices | Overview | Thailand | Overview | PTT PCL | Overview | Thomson Reuters Eikon | Mergers & Acquisitions Search

EQUITIES INDICES

OVERVIEW INOV

Overview | News | Market Data and Tools | Events | Research

ASIA — Asia, Today, Select.., Select..

Currency Conversion

Indices: Asia | Report: Today | Period: Select.. | Currency: Select.. | Update View

Name	2 Days	Last	% Chng	Net Chng	Turnover	Volume	Time	Date	30D Volatility	30D Volume	YTD %	YTD ccy %
TOPIX		1,350.31	3.80 %	49.48		1,926,830,000	12:17	02-มี.ค.-2559	45.54	2,796,991,333	-12.73%	
JPXNK400		12,258.39	4.01 %	473.06			12:17	02-มี.ค.-2559	46.27		-12.14%	
NIKKEI 225		16,762.85	4.21 %	677.34	1.25B	1,358,170,000	12:17	02-มี.ค.-2559	43.04	198,924	-11.93%	
STRAITS TIMES		2,726.37	1.64 %	43.98	599.47M	200,426,361	12:01	02-มี.ค.-2559	23.42	332,879,409	-5.42%	
SSEC		2,804.32	2.60 %	71.15	123.81B	130,229	12:01	02-มี.ค.-2559	40.68	189,392	-20.76%	
CSI300		3,003.37	2.48 %	72.68	76.51B	82,494	12:02	02-มี.ค.-2559	38.04	110,534	-19.50%	
S&P/ASX 200		5,021.20	2.01 %	98.95	52.53M	826,435,894	12:17	02-มี.ค.-2559	20.71	701,517,558	-5.19%	
HANG SENG		19,927.29	2.68 %	519.83	16.44B	1,286,676,424	12:01	02-มี.ค.-2559	34.70	1,829,928,670	-9.07%	
HSCE		8,350.27	3.49 %	281.98	8.83B	1,383,975,867	12:01	02-มี.ค.-2559	44.66	1,994,122,798	-13.57%	
KOSPI 200		238.94	1.84 %	4.31	3.29T	90,881,000	12:17	02-มี.ค.-2559	18.21	90,216	-0.60%	
SENSEX		24,194.68	1.75 %	415.33	4.03B	9,479,000	12:02	02-มี.ค.-2559	22.57	15,943	-7.36%	
CNX NIFTY		7,356.85	1.86 %	134.55	39.31B	136,410,000	12:02	02-มี.ค.-2559	23.02	249,250	-7.42%	
CNX NIFTY TR		9,617.51						01-มี.ค.-2559	23.02		-9.06%	
JKSE		4,827.46	0.99 %	47.47		1,770,189,600	12:00	02-มี.ค.-2559	15.63	3,084,494,897	5.10%	
KLSE		1,682.38	0.69 %	11.56		65,953,100	12:02	02-มี.ค.-2559	12.43	147,727,027	-0.60%	
NZX 50		6,313.07	0.51 %	32.17	151.66M	42,516,915	11:41	02-มี.ค.-2559	10.00	37,227,312	-0.18%	
SET		1,359.69	0.95 %	12.74	31.20B	8,640,094,000	12:17	02-มี.ค.-2559	13.53	9,388,356,733	5.56%	
TWII		8,547.78	0.73 %	62.09	78.34B	2,095,338	12:17	02-มี.ค.-2559	14.97	1,852,219	2.52%	
PSI		6,857.86	1.91 %	128.33	2.40B	104,779	12:02	02-มี.ค.-2559	24.46	168,929	-1.36%	
VNI		567.63	1.08 %	6.07	1.33T	84,912	11:31	02-มี.ค.-2559	20.49	128,704	-1.97%	
KARACHI 100		31,780.83	0.86 %	271.72	2.28B	25,038	12:02	02-มี.ค.-2559	13.82	83,932	-3.16%	

Search: Global Indices

- Send list to Excel

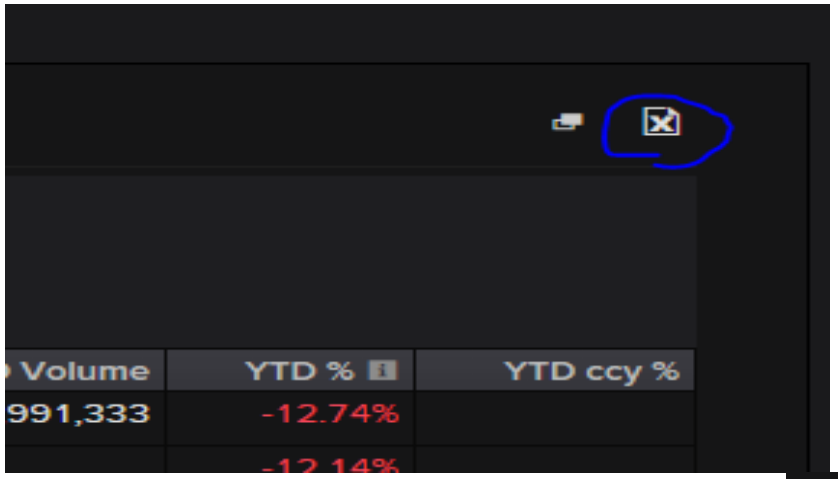

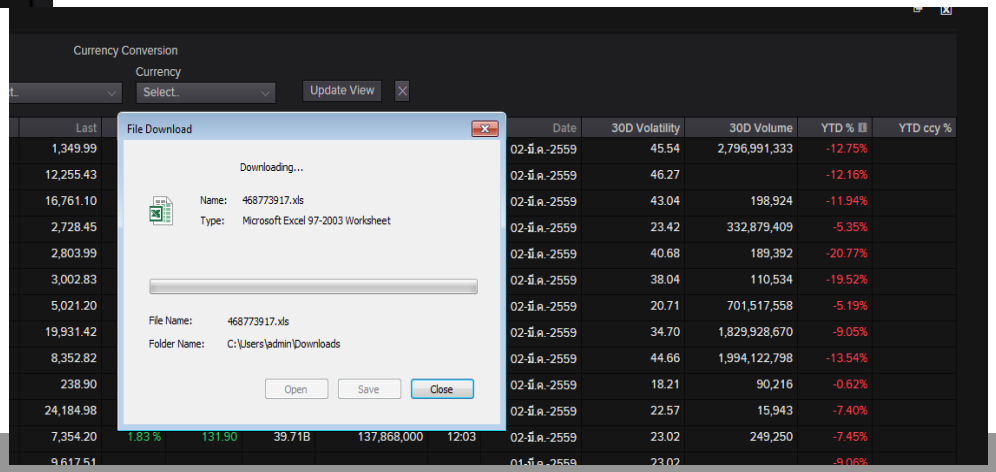

Formula Builder

- Retrieve data
- Go to Excel ribbon >formula builder
- Search instruments or link to list of stock

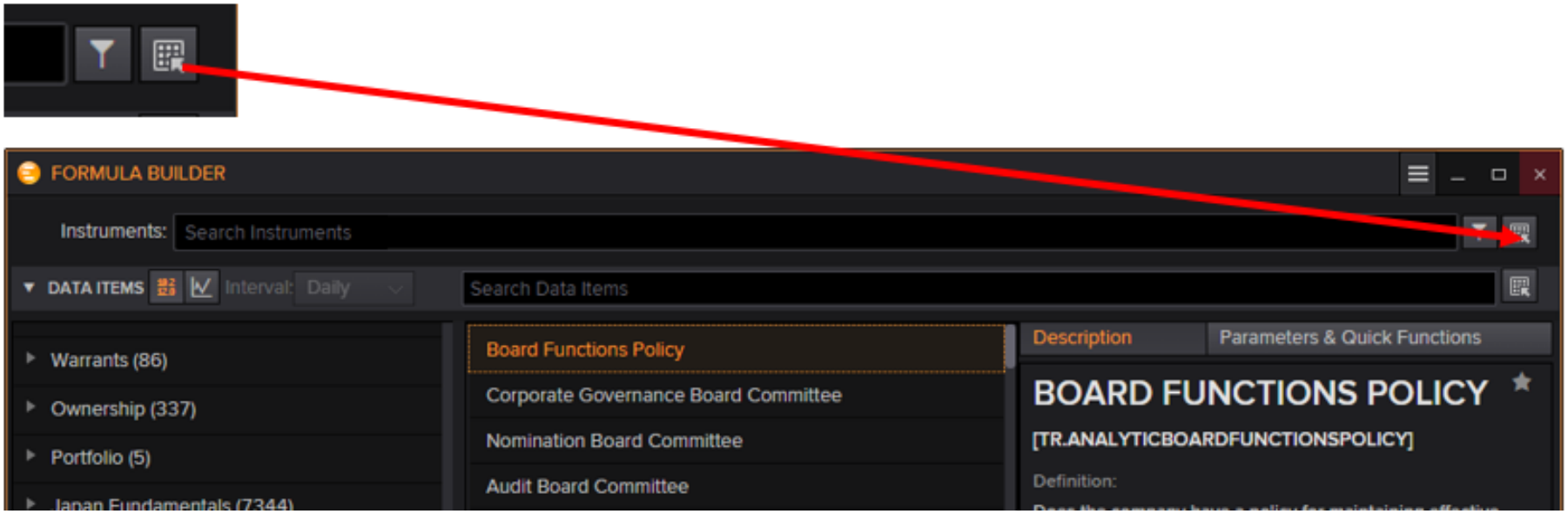

Formula Builder

- Select datatype in Data Items
- Select: Series
- Select: Layout

FORMULA BUILDER

Instruments: stock!$A$2:$A$609

DATA ITEMS | Interval: Daily | Search Data Items

- Reference & Identifiers (213)
- Issuer Level Credit Rating (30)
- Price & Volume (334)
  - Price & Volume History (24)
  - Price Performance (181)
  - Volume Measures (36)
  - Regression & Volatility (56)
  - Technical Indicators (37)
- Reuters Fundamentals (1528)
- Period End Ratios (1461)
- Time Series Ratios (30)

Price Open
Price High
Price Low
Volume
Price 52 Week High
Date of Price - 52 Week High
Price 52 Week Low
Date of Price - 52 Week Low
Price High in Last 1 Day Flag
Price High in Last 5 Day Flag

Add All (24)

Description | Parameters & Quick Functions

Parameters: Series

Start - End	From 20000101
	To 1D
Frequency	D
Scale	0
Output	Value

Show Less

QUICK FUNCTIONS

- Treat As Zero If Not Available
- Absolute Value

Selected Items: TR.PriceClose TR.Volume *Drag to Reorder*

=TR(stock!$A$2:$A$609,"TR.PriceClose; TR.Volume ","Frq=D SDate=20000101 CH=Fd RH=date;IN NULL=BLANK",B2)

Layout

Clear All

Consolidate Formulas | Add data fields as cell references | Update Frequency

Insert

Formula Builder

- Missing data > Blank
- OK
- Click insert

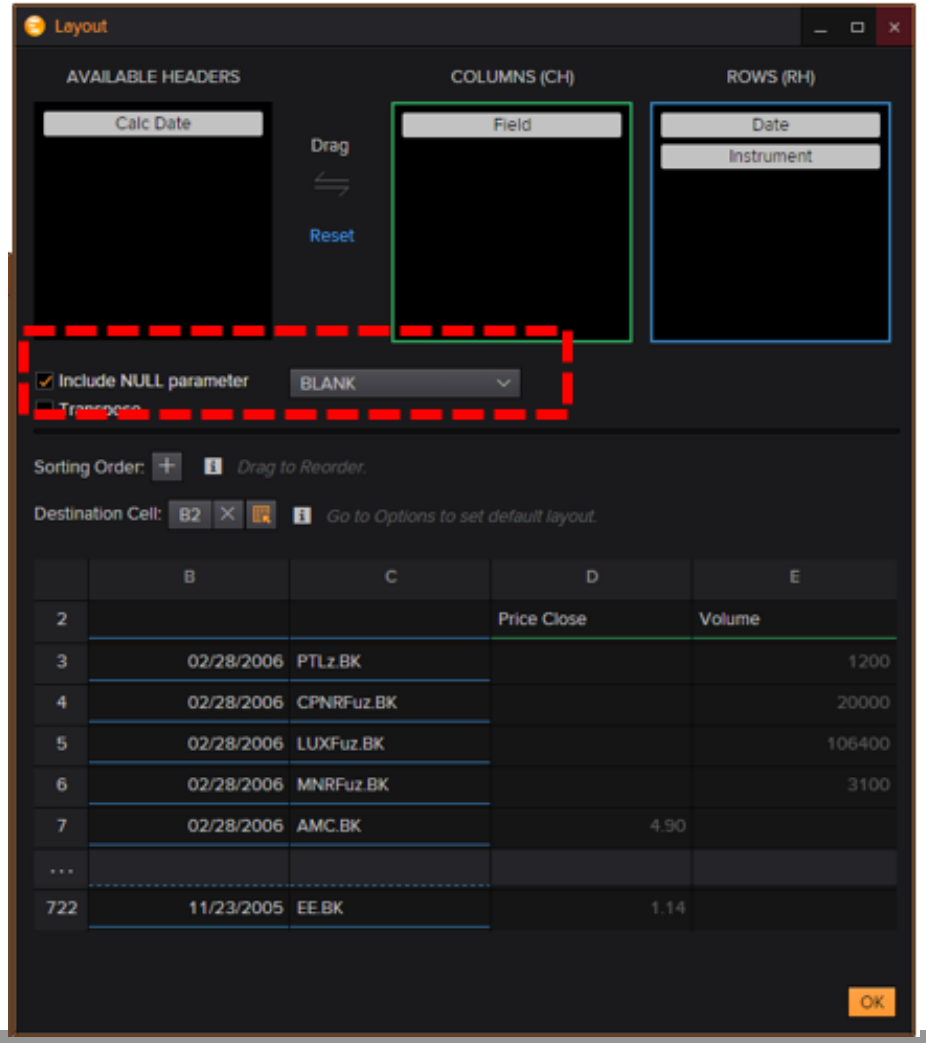

Help

Home | Help | Browsing by Country | https://amers1.views.cp.thomsonreuters.com/

HOME | ASSET CLASSES ▾ | COUNTRIES ▾ | NEWS AND RESEARCH ▾ | MY EIKON ▾ | REUTERS INSIDER | TRADING ▾ | FINANCIAL INSTITUTIONS ▾

FREQUENTLY ASKED QUESTIONS

Welcome to Thomson Reuters Eikon FAQs.

SUPPORT AND TRAINING

How do I contact the Helpdesk?
CAN I GET IMMEDIATE ASSISTANCE VIA CHAT?
How do I learn more and receive training about Thomson Reuters Eikon?
How do I get help? Where is the help button?

GENERAL

How do I close Eikon?
HOW DO I Stop Automatic Sign In?
How do I find the Home page?
How can I hide the Eikon toolbar?
How do I move or resize the Eikon toolbar?
How do I add or remove keyboard shortcuts?
What are street tickers?
HOW DO I BROWSE THE INTERNET WITHIN EIKON?

WORKING WITH WORKSPACES

News Monitor

How can I customize news fonts and colors?
How do I replicate my settings to other News Monitors?
How do I resize the news text?
How do I access news in different languages?
How can I exclude certain sources or topics?
How can I print news stories?
How do I copy news headlines or stories?
How do I use the highlight tool in News Monitor?
How can I follow updates to a story?

News Discovery

What does News Discovery offer?
What is Sentiment, and what do these filters signify?
What is Timeline ON/OFF?
How do I set a date range filter in News Discovery?
What is the difference between Date/Time in the dropdown list and Timeline?