



**Vietnam's  
Sustainable Development Goals**



# Overview of SDGs in Vietnam

# Overview of SDGs in Vietnam

***In 2020, Vietnam ranks 49<sup>th</sup> in the world and 2<sup>nd</sup> in ASEAN with an overall score of 73.8***

***According to SDG Index, Vietnam has achieved 3 SDG goals***



**Vietnam's Lower Secondary Completion Rate 2018: 97.7%  
Thailand's : 78.4%**




**Vietnam's municipal solid waste (kg/capita/day) 2018: 0.8  
Thailand's : 2.1**



**CO2 emission per capita: 1.8  
Thailand's : 4.6**

***However, major challenges remain for these following goals:***



## Major Challenges for achieving these goals



- Traffic Deaths: 26.4 per 100,000 population
- Incidence of tuberculosis: 182 per 100,000 population



- Clean water score (worst 0 - 100 best): 45.2
- Fish caught by trawling (%): 64



- Expenditure on research development (% of GDP): 0.5
- Scientific and technical journal articles (per 1,000 population): 0



- Permanent deforestation (% of forest area, 5-year average): 1.1
- Red list index of species survival (worst 0 - 1 best): 0.7



- Press Freedom Index (best 0 - 100 worst): 74.9
- Corruption Perception Index (worst 0-100 best): 37
- Children involved in child labour (% of population aged 5-14): 16.4




**What have been done  
by Vietnam GOVT**

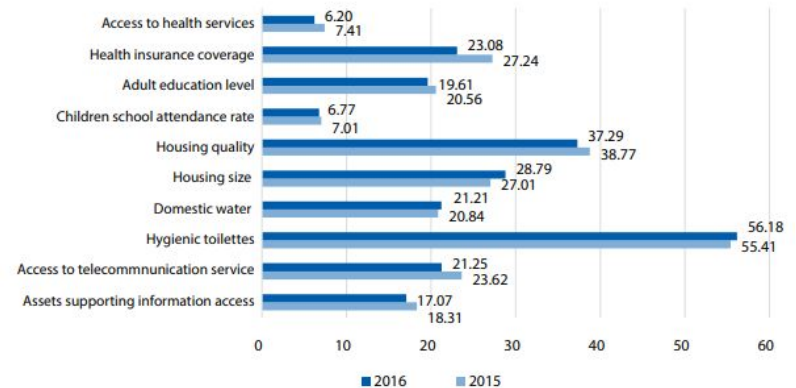
# 1 NO POVERTY



- Inclusive Growth Model
- Good implementation of social security policies
- Accessible and affordable public services
- Relatively equal access to assets



- International income poverty rate reduced from 49.2% in 1992 to 2.8% in 2014
- Larger number of people in the workforce are able to have social and unemployment insurance by 2017
- Multidimensional poverty rate decreased from 9.9% in 2015 to less than 7% in 2017
- Vietnam has been assessed by the UN as one of the countries with most impressive progress on the MDGs.



Source: MOLISA, National Office for Poverty Reduction



- Agricultural restructuring towards improving added value and sustainable development



Figure 5. Social labour productivity in agriculture, forestry and fisheries (million VND/person)

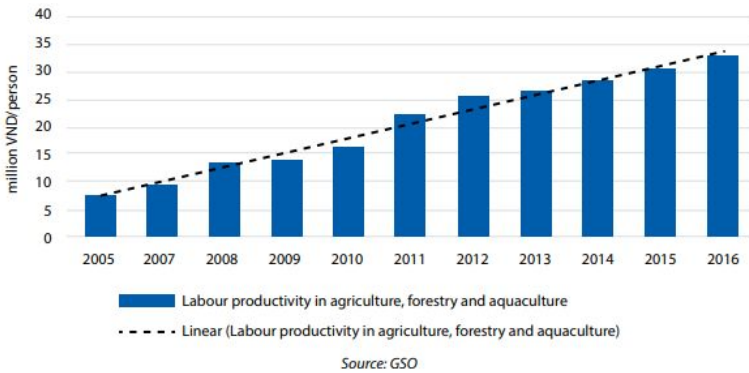
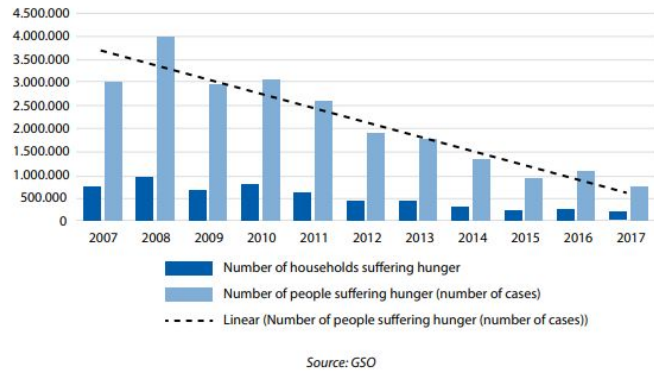


Figure 4. Number of households and people suffering hunger



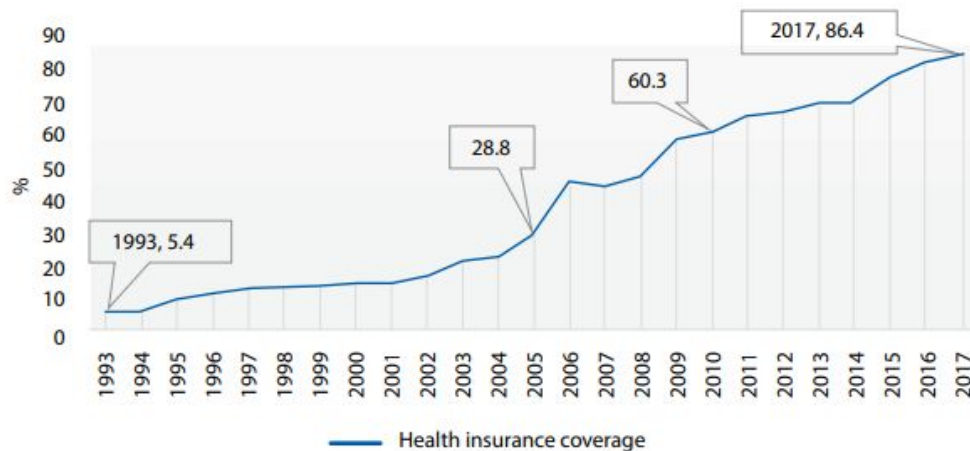
### 3 GOOD HEALTH AND WELL-BEING



- Law on Health Insurance
- National Road Safety Strategy



Figure 6. Percentage of population with health insurance (per-cent)



Source: Viet Nam Social Insurance and MOH<sup>19</sup>

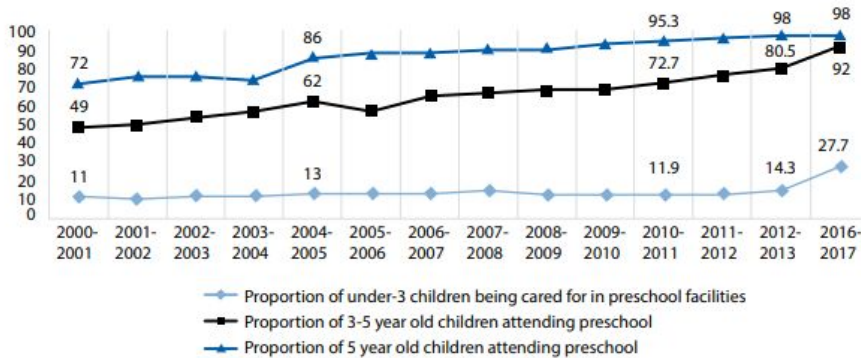
# 4 QUALITY EDUCATION



- Top national priority
- National Law on Persons with disabilities
- Vocational Trainings

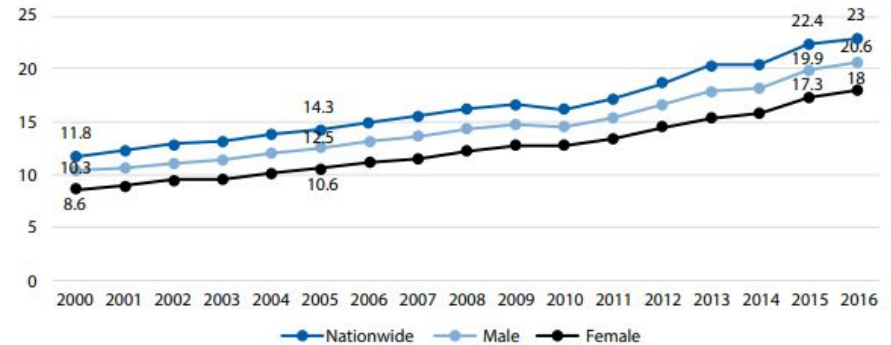


Figure 8. Enrolment rate at kindergarten facilities (per-cent)



Source: Ministry of Education and Training and UNESCO

Figure 9. The proportion of labourers receiving training (per-cent)



Source: GSO

## 5 GENDER EQUALITY



- National Strategy on Gender Equality
- Gender-based Violence Prevention Program
- Gender Equality among the Ethnic Minorities



## 7 AFFORDABLE AND CLEAN ENERGY



- Increase electricity infrastructure investment
- Subsidies on electricity cost for poor households
- Promoting the development of renewable energies



Overview

Current Situation

Future Plan

Discussion

## 6 CLEAN WATER AND SANITATION



- National Strategy on Water Resources
- National Strategy for Environmental Protection
- National Program on Safe Water Supply
- Innovative aquaculture water quality improvement model



**Figure 1: Canal pre-rehabilitation**



**Figure 2: Canal post-rehabilitation**



*Source: Centre for Environment and Community Research*

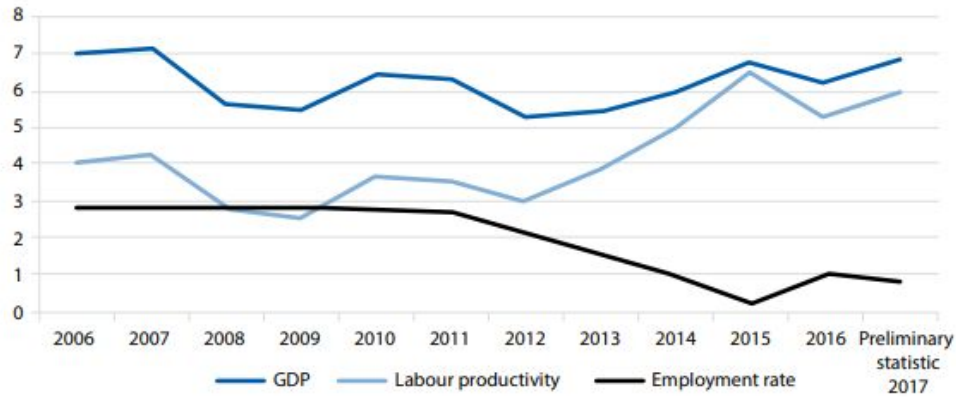
# 8 DECENT WORK AND ECONOMIC GROWTH



- National Green Growth Strategy
- National Program on Industrial Promotion
- Tourism Development Strategy



**Figure 12. Annual growth in GDP, labour productivity and number of employed workers, 2006-2017 (per-cent)**



Source: Calculation based on GSO data

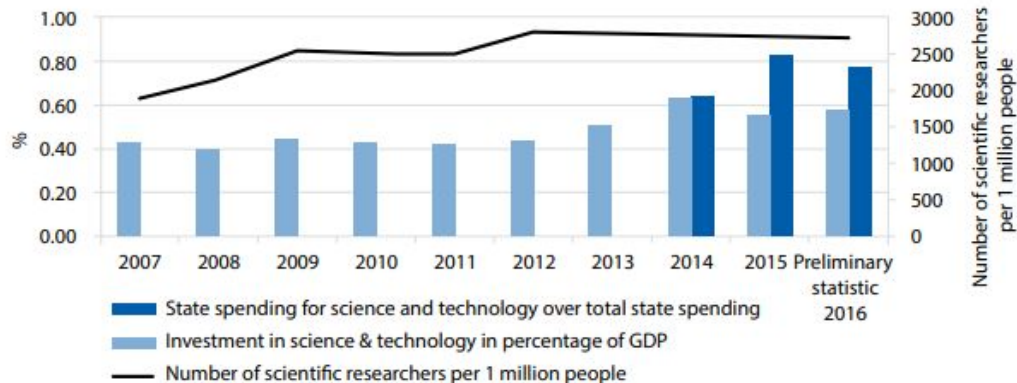




- Vietnam Transport Development Strategy
- Transport Infrastructure Resolutions
- 20% of the total state sector dedicate to infrastructure system



Figure 15. Proportion of spending on science and technology (per-cent) and number of science and technology staff/1 million people



Source: Calculations based on data from GSO website



# What have been done by Vietnam




**10 REDUCED INEQUALITIES**













**i**   



Law of accessing information, Disability support, United Ethnicity



**11 SUSTAINABLE CITIES AND COMMUNITIES**



More efficient transport system, Law of disaster, and Park

Overview

Current Situation

Future Plan

Discussion

# What have been done by Vietnam



63 provinces  
9000 enterprises

**VIETNAM**



Overview

Current Situation

Future Plan

Discussion

# What have been done by Vietnam

14 LIFE BELOW WATER

EU FLEGT REDD facilities

NS

NAP

IUU

15 LIFE ON LAND



Overview

Current Situation

Future Plan

Discussion

# What have been done by Vietnam

16 PEACE, JUSTICE AND STRONG INSTITUTIONS



International  
Labour  
Organization



CPTPP



HIGH-LEVEL POLITICAL FORUM  
ON SUSTAINABLE DEVELOPMENT



17 PARTNERSHIPS FOR THE GOALS



Overview

Current Situation

Future Plan

Discussion

An aerial photograph of a tropical bay, likely Ha Long Bay in Vietnam, featuring numerous limestone karsts covered in lush green vegetation. The water is a vibrant turquoise blue, and several white tour boats are scattered throughout the bay, some leaving white wakes. The sky is a clear, bright blue with a few wispy clouds. A semi-transparent dark box is overlaid on the lower-left portion of the image, containing white text.

What Vietnam is planning  
to do by 2030



## Key tasks to be implemented during the 2017-2020 period

- Completing the system of sustainable development institutions
- During the course of 2018 at the latest, completing the preparation of Action Plans
- Undertaking communicational, advocacy and educational activities
- Preparing and issuing specific indicators and a roadmap for the implementation of sustainable development goals until 2030
- Integrating sustainable development goals during the formulation of annual socio-economic development plans of the country, strategies, policies, master plans of ministries, sectors, localities, agencies
- Developing human resources

## Key tasks to be implemented during the 2021-2030 period

Key tasks to be implemented during the 2017-2020 period

Key tasks to be implemented during the 2021-2030 period



- Deploy, in a comprehensive manner, all the tasks, measures of the National Action Plan to ensure the successful implementation of Vietnam's sustainable development goals by 2030
- Make increased efforts in mobilizing and effectively utilizing
- Complete the development of the database on sustainable development goals, the mechanism for data collection to support the oversight, monitoring and evaluation of the sustainable development goals
- Make continued efforts to develop human resources
- Make continued and effective efforts in overseeing, monitoring, evaluating and reporting on implementation of the sustainable development goals

## Next steps to implement the 2030 Agenda

- Continue to improve relevant policies to address policy gaps and facilitate SDG implementation in Vietnam
- Raise society's awareness and actions to implement and achieve the SDGs in Vietnam
- Involve the whole political system, ministries, agencies, provinces, business community, mass organizations, communities and development partners in implementing SDGs
- Strengthen international cooperation to promote technical and financial support and knowledge transfers for SDG implementation


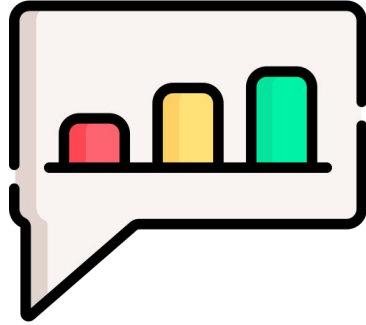


Overview

Current Situation


Future Plan

Discussion



→ Enhance the mobilization of domestic and foreign financial resources, especially from private sector, to implement SDGs.

→ Formulate and issue a system of statistical indicators on sustainable development, enhance information and data collection for monitoring and evaluating SDG achievements of Vietnam.



→ Promote coordination among stakeholders, especially governmental agencies, enterprises, socio-political and socio-professional organizations and international community to implement the SDGs

→ Integrate SDGs into the formulation of annual and five-year SEDPs, strategies, policies and development projections of ministries, sectors, provinces and agencies