Malaysia

Malaysia boasts one of south-east Asia's most vibrant economies, the fruit of decades of industrial growth and political stability. Consisting of two regions separated by some 640 miles of the South China Sea, Malaysia is a multi-ethnic, multi-religious federation of 13 states and three federal territories.

Consisting of two regions separated by some 640 miles of the South China Sea, Malaysia is a multi-ethnic, multi-religious federation of 13 states and three federal territories.

WARNING TOPIC

STUNTING CHILDREN

About **22%** of children in Kuala Lumpur is stunting, higher than the national average of 20.7% , which has risen from 17% in 2006.

TUBERCULOSIS

The age group commonly affected are those above 35 years of age (62%)

In Malaysia, the notification rate for TB was 79.4 cases per 100,000 population.

Sabah
Selangor
Sarawak

making up a total of almost **half** of all new cases in Malaysia.

TRAFFIC DEATHS RATE

#3

MALAYSIA has the third highest road death rate among emerging markets and this trend of death rate has increased over time

8,000 people in the country die on the roads every year.

CO2 EMISSION

From 2001 to 2016, Malaysia lost 6.80Mha of tree cover, equivalent to a 23% decrease since 2000 and 732Mt of CO_2 emissions.

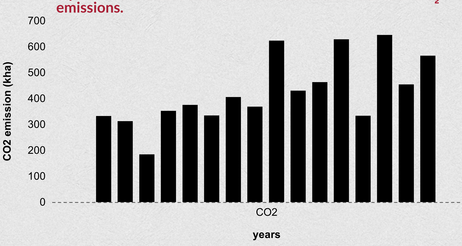

DEFORESTATION

The area of forest in Malaysia has a big drop in 2005 and get back up in 2010 but still, it is considered as low number.

GINI INDEX

Gini index show the inequlity in the country. Towards 0 means we have perfect equality. For the income distribution comparing between income shared by lowest 20% and income shared by highest 20% still have some gap.

43.6 in 2009

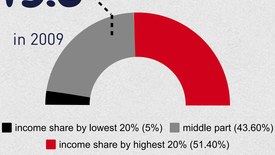

BE-AWARE TOPIC

Corruption perception index

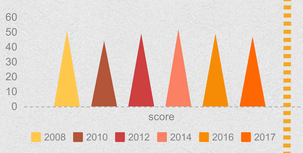

Expected year of schooling, in 2016

13.1 years

HOMICIDES (per 100,000)

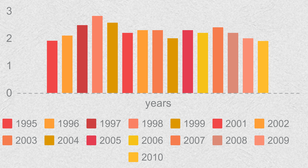

17.608 μg/m³
Annual mean concentration of particulate matter of less than 25 microns of diameter in urban area.

Score **65** out of 100
Ocean health index - Biodiversity -
Global AVG:67.70/100

0.5-0.8 kg/person/day
Solid Waste generated in municipal

Expenditure on Health Care System
66.71 % of GDP

Expenditure on Primary Education
4.828 % of GDP

WELL DONE TOPIC

Poverty Headcount Ratio at 1.9$/day

Year 1995
1.8% of population

Year 2009
0.3% of population

Literacy rate of 15 years and older, in 2010

93.12%

90.75%

95.43%

Access to electricity (% of population)

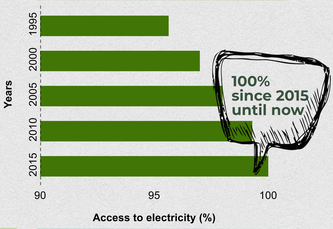

100% since 2015 until now

Quality of overall infrastucture

5.5

Slavery Policy Score (0-100)

80 from 100 on government's slavery policy score

Access to improved water sources

98% of Malaysia's populaion access to improved water sources

98%
2%

NOTE:
1 = Extremely Undeveloped
7 = Extensive and efficient by international standards