

EE432 Monetary Theory and Policy



Lecture 15 New Keynesian Monetary Economics Dr. Chamadanai Marknual Faculty of Economics, Thammasat University Semester 1/2019

Additional lecture made for EE432 Monetary Theory and Policy at Thammasat University
(This is not part of Cecchetti and Schoenholtz (2017) Money, Banking, and Financial Markets. McGraw-Hill Textbook)

Outline

- Real Business Cycle Theory and Classical Monetary Model
- The Development of New Keynesian Model in Monetary Economics
- The New Keynesian Model
- Evidence of Monetary Policy Non-neutralities
- Phillips Curve and Non-accelerating inflation rate of unemployment (NAIRU)
- Modern Monetary Theory

Real Business Cycle Theory and Classical Monetary Model

Real Business Cycle Theory

- Following Kydland and Prescott (1982) seminal papers, **Real Business Cycle (RBC) theory** *provided the framework for the analysis of economic fluctuations*
- **Behavioral equations** describing aggregate variables were *replaced by* first order conditions of **intertemporal problems facing consumers and firms**

Real Business Cycle Theory

- The most striking dimension of the **Real Business Cycle** revolution *rested on three basic claims*
- The efficiency of business cycles; fluctuations could be *interpreted as an equilibrium outcome* response to *exogenous variations (mostly technology)* in an environment characterized by *competition and frictionless markets, seeking to clear all markets.*

Real Business Cycle Theory

- The importance of technology shocks as a *source of economic fluctuations*.
- The limited role of monetary factors, refers to *money neutrality*

Real Business Cycle Theory

- Real Business Cycle model assumes **perfect competition** *and flexible prices and wages*, and that the economy is **always in equilibrium**.
- The economy *moves from one steady state to another through* the agency of *shocks* originating in **technological advances, preferences or fiscal policy**.
- *However*, this view was *sharply at odds* with empirical research which demonstrated that *wages and prices were sticky*.

Real Business Cycle Theory

- The role of monetary policy was dismissed, in the view that **central banks** should not act because *their activities had little impact* and *may be harm* than good.
- At most it was recognized that an unexpected **change in monetary policy** *could have some impact*.

The Development of New Keynesian Model in Monetary Economics

New Keynesian Model

- Over the past two decades, **macroeconomics** has evolved from a divided field, which in many ways ***lacked a solid foundation***, into a more comprehensive discipline built on a fairly firm **microeconomic foundation**.

New Keynesian Model

- **New Keynesian economics** reconciles the *general equilibrium approach* of the *real business cycle school* with the clear role of rigidities advocated by Keynes and Phelps.
- The **general equilibrium approach** derives the *equilibrium conditions* from the **optimization problem** of *forward-looking* households, firms and fiscal and monetary authorities in conditions of *uncertainty*.

New Keynesian Model

- The **New Keynesian** emphasis on **expectations** and **forward-looking behaviour** in markets has similarly had major consequences for monetary policy implementation.
- If **private agents' expectations about future inflation** are the **main determinants of inflation**, it is crucial for monetary policy-making to be ***systematic, credible and transparent*** to maximize its impact on them.

New Keynesian Model

- This **expectational channel** of monetary policy introduces a *new instrument for monetary authorities*, i.e. the possibility to influence inflation by **influencing forward-looking expectations**.

New Keynesian Model

- This has led to an ongoing discussion on the **advantages of commitment *versus discretion***.
- The current debate centres on the ***benefits from committing to price stability*** by introducing an **official inflation target**, and *being transparent in formulation, communication and implementation of monetary policy* in order to **anchor future inflation expectations** and **improve the tradeoff between stabilizing inflation and output gap volatility**.

New Keynesian Model

- As a consequence of the **presence of nominal rigidities**, *prices do not adjust in proportion to changes in the money supply* (thus causing real balances to vary), or *if expected inflation does not move one-for-one with the nominal interest rate* when the latter varies, thus *leading to a change in the real interest rate*.
- The **central bank** will generally be *able to alter the level aggregate demand* and, as a result, *the equilibrium levels of output and employment*.

The New Keynesian Model

Key Properties of Model

- **Monopolistic competition**; prices and wages are *set by private economic agents* in order to maximize their objectives
- **Nominal rigidities**; firms are *subjected to some constraints to adjust the price of goods*, including wage

Key Properties of Model

- **Short-run non-neutrality of monetary policy; *in the presence of nominal rigidities, changes in short-term nominal interest rates are not matched by one-for-one changes in expected inflation, thus leading to variations in real interest rates.***
- **As a result, firms find it optimal to adjust the quantity of goods supplied to the new level of demand. However, in the long run, the economy reverts back to its natural equilibrium.**

Key Properties of Model

- **New Keynesian models** represent a convergence between
- (i) **simple (static) policy-oriented models** such as the *IS-LM model*,
- (ii) **Keynesian** emphasis on the role of **monopolistic competition**, *markups and costly price adjustments*, and
- (iii) **dynamic general equilibrium models** with their roots in the real business cycle literature.

The New Keynesian Model for a Closed Economy

- A **small-scale new Keynesian model** *for a closed economy* basically consists of three components;
- The **demand block** is represented by an ***expectational IS curve***, which is a linear approximation to the representative household's intertemporal Euler equation to **optimize household consumption** across time *based on their intertemporal budget constraints*.
- This relates the **level of real activity** *to expected (and sometimes past) real activity* and the **real interest rate**.

The New Keynesian Model for a Closed Economy

- The **supply block** is represented by a *price-setting equation* – the **new Keynesian Phillips curve** – which can be derived from price-setting behaviour.
- It *relates inflation to expected* (and sometimes past) *inflation* and a measure of excess demand.
- Thus, it *adds an expectation term* to the conventional **Phillips curve**.

The New Keynesian Model for a Closed Economy

- The third relationship is an interest rate rule, which *describes how the nominal rate of interest is determined*.
- This condition is *typically linked to interest rate rule* to conduct of monetary policy.
- The policy interest rate setting is thus *commonly a reaction function* where the *monetary authorities respond to the output gap and (expected) inflation*

Evidence of Monetary Policy Non-neutralities

Evidence of Monetary Policy Non-neutralities

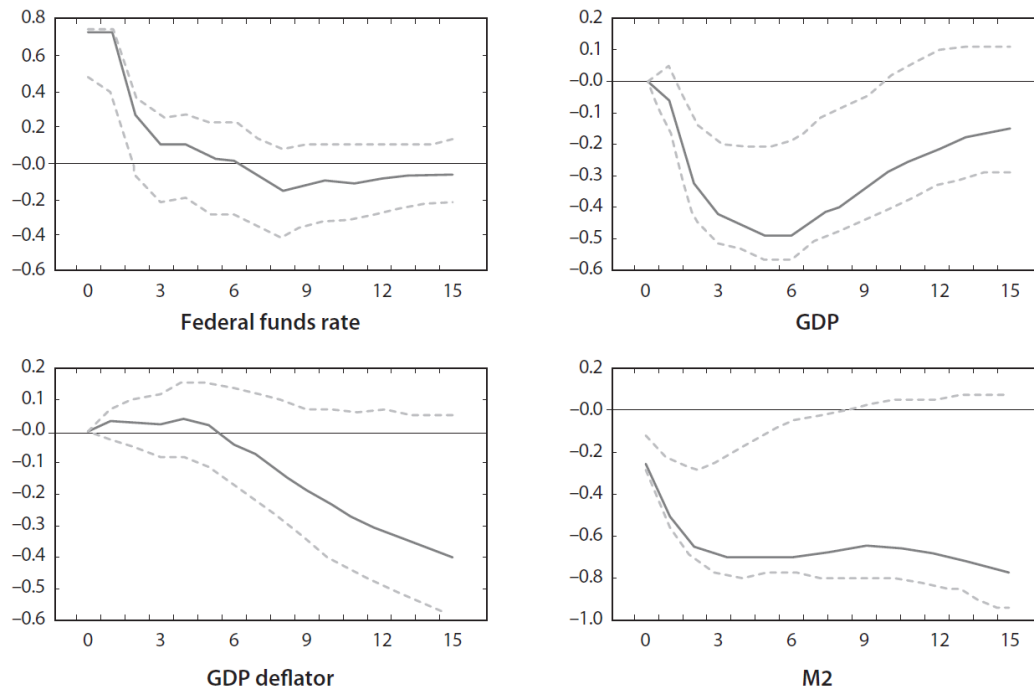


Figure 1.1. Estimated Dynamic Response to a Monetary Policy Shock
Source: Christiano, Eichenbaum, and Evans (1999).

- The evidence taken from Christiano, Eichenbaum, and Evans (1999) seeking to **estimate the effects of exogenous monetary policy shocks.**

Evidence of Monetary Policy Non-neutralities

- Figure shows the **dynamic responses** of the *federal funds rate*, (log) **GDP**, (log) **GDP deflator**, and the (log) **money supply** (measured by M2), to an *exogenous tightening of monetary policy*.
- The **solid line** represents *the estimated response*, with the **dashed lines** capturing the *corresponding 95 percent confidence interval*.
- The scale on the *horizontal axis* measures the *number of quarters after the initial shock*.

Evidence of Monetary Policy Non-neutralities

- An **initial increase of Fed funds rate about 75 basis points, followed by a gradual return to its original level.**
- **In response to that tightening of policy, GDP declines with a characteristic *hump-shaped pattern*, and then it *slowly reverts back to its original level*.** That estimated response of GDP can be viewed as **evidence of sizable persistent real effects** of monetary policy shocks.

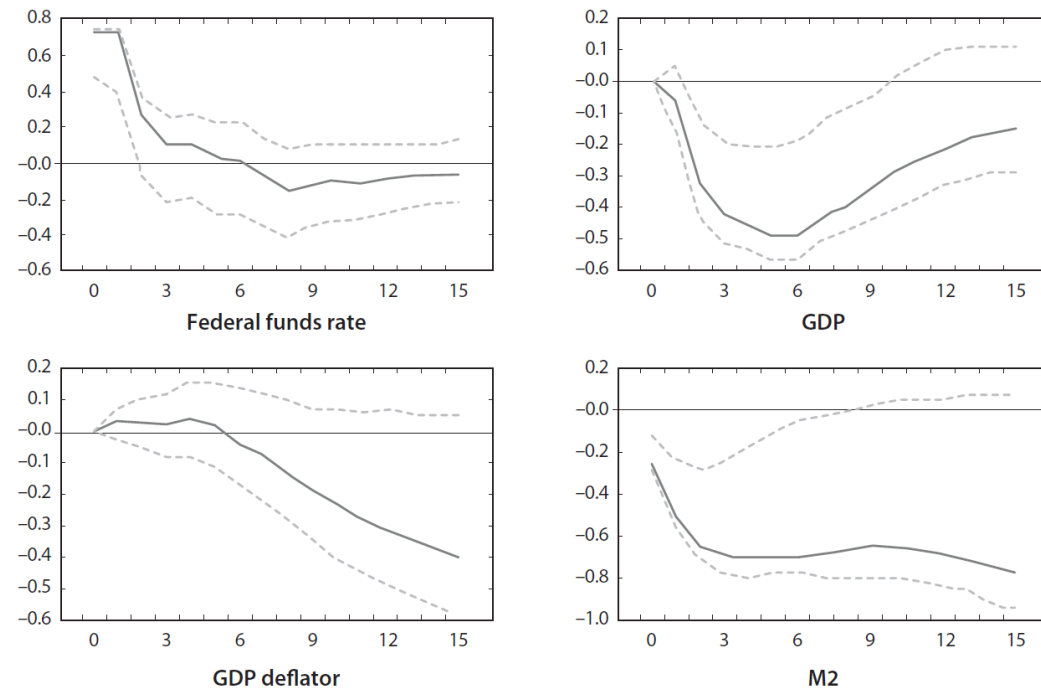


Figure 1.1. Estimated Dynamic Response to a Monetary Policy Shock
Source: Christiano, Eichenbaum, and Evans (1999).

Evidence of Monetary Policy Non-neutralities

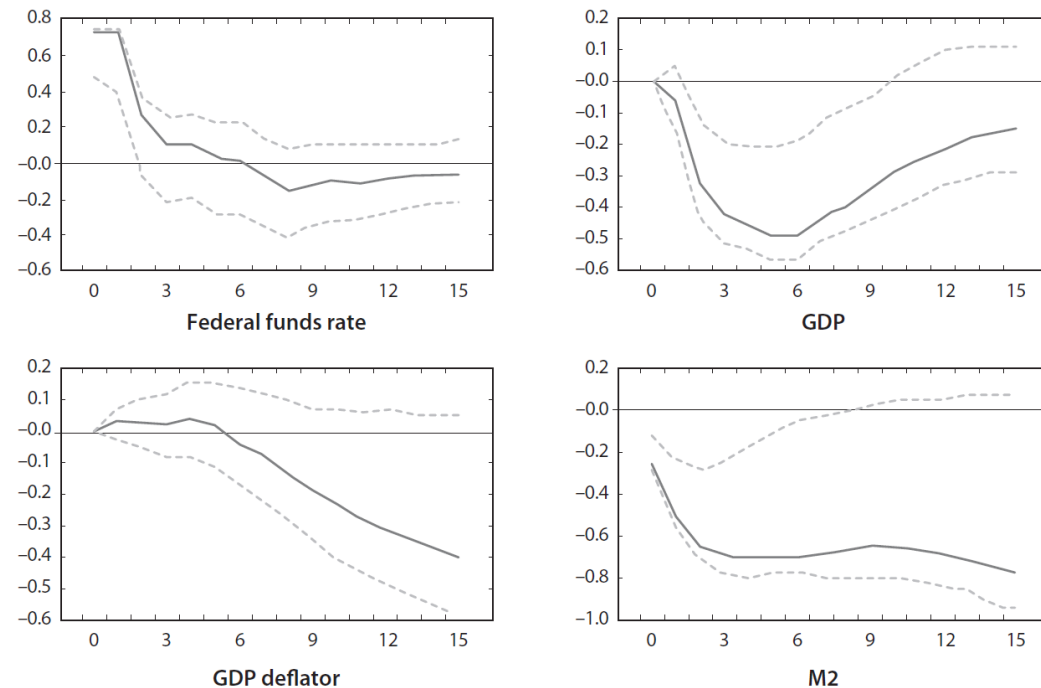


Figure 1.1. Estimated Dynamic Response to a Monetary Policy Shock
Source: Christiano, Eichenbaum, and Evans (1999).

- On the other hand, the (log) **GDP deflator** displays *a flat response for over a year, after which it declines*.
- That estimated **sluggish response of prices to the policy tightening** is generally interpreted as **evidence of substantial price rigidities**.
- Note: Surprisingly, *there is an initial positive response of inflation* due to **risk averse behavior**, so called **prize puzzle**.

Evidence of Monetary Policy Non-neutralities

- Note that (log) **M2** displays a ***persistent decline*** in the face of the *rise in the federal funds rate*, suggesting that the **Fed needs to reduce the amount of money in circulation in order to bring about the increase in the nominal rate.**

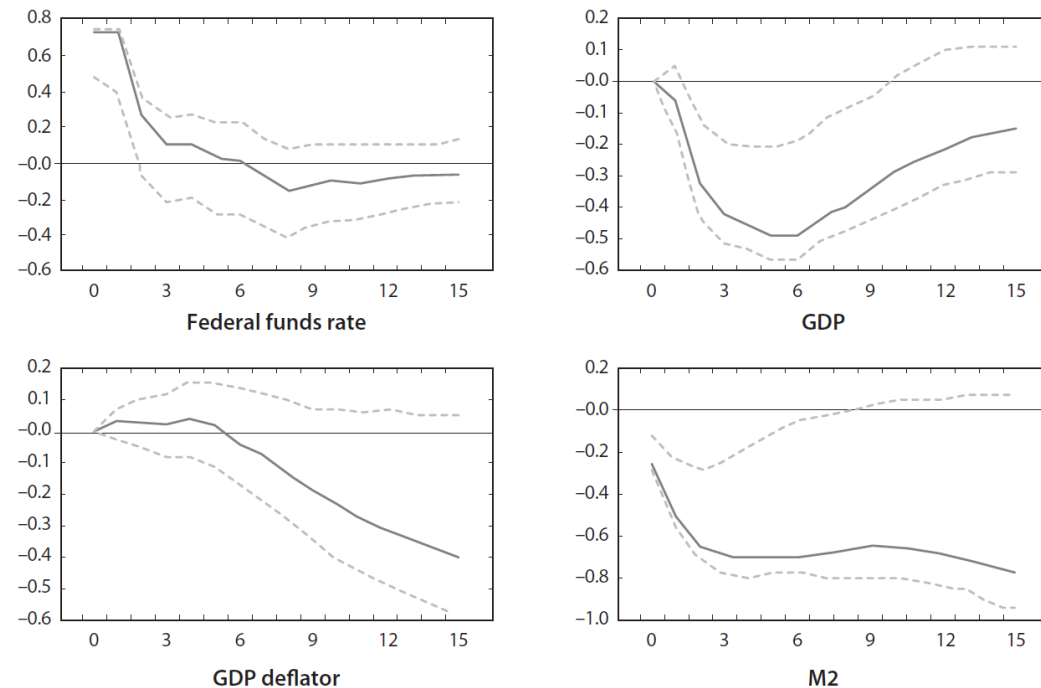


Figure 1.1. Estimated Dynamic Response to a Monetary Policy Shock
Source: Christiano, Eichenbaum, and Evans (1999).

EE432 Monetary Theory and Policy



Special Topics on Monetary Theory and Policy

Additional lecture made for EE432 Monetary Theory and Policy at Thammasat University
(This is not part of Cecchetti and Schoenholtz (2017) Money, Banking, and Financial Markets. McGraw-Hill Textbook)

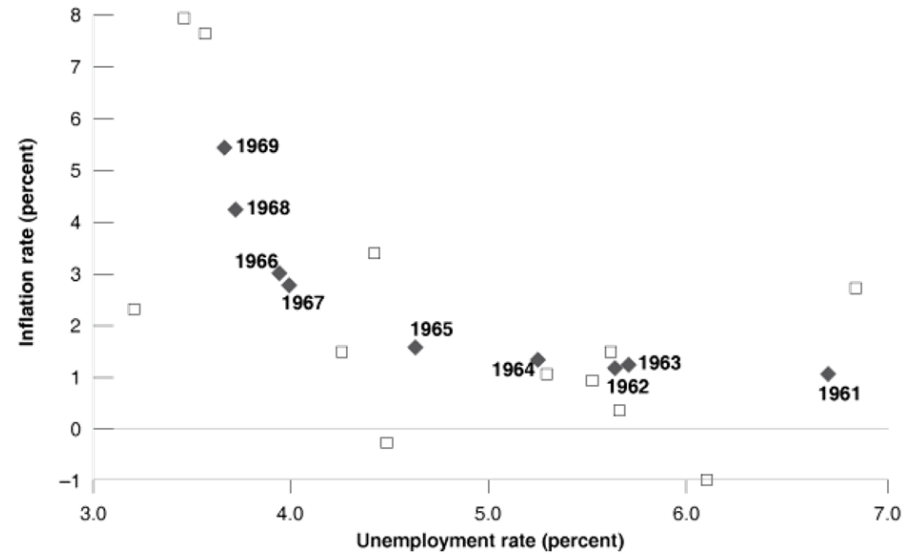
Phillips Curve and
Non-accelerating inflation rate of
unemployment (NAIRU)

Phillips Curve

Phillips curve

- The *negative* relation between unemployment and inflation

$$\pi_t = (\mu + z) - \alpha u_t$$

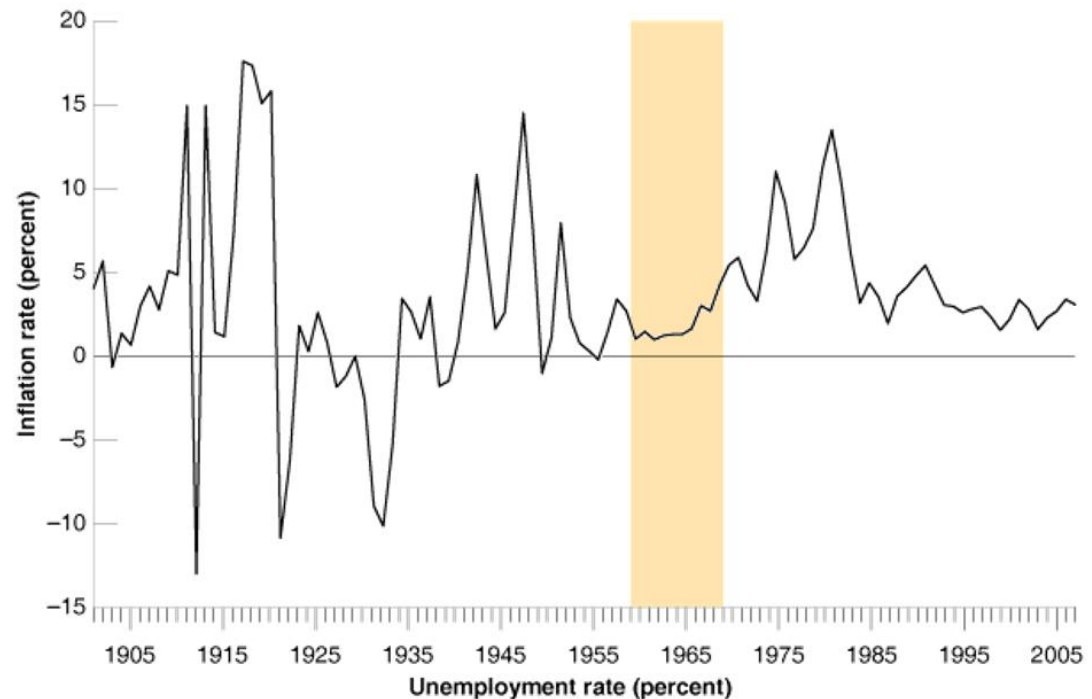


The **steady decline** in the U.S. unemployment rate throughout the 1960s was associated with a **steady increase** in the inflation rate.

Phillips Curve

- Since 1970, a clear ***negative relation*** emerged between the **unemployment rate** and the **change in the inflation rate**.
- The **modified Phillips curve**, or the ***expectations-augmented Phillips curve***, or the ***accelerationist Phillips curve***, is:

$$\pi_t - \pi_{t-1} = (\mu + z) - \alpha u_t$$



Since the 1960s, the U.S. **inflation rate** has been **consistently positive**. Inflation has also **become more persistent**: ***A high inflation rate this year is more likely to be followed by a high inflation rate next year.***

Natural Rate of Unemployment

- Nobel prize laureates, Milton Friedman and Edmund Phelps ***questioned the trade-off between unemployment and inflation.*** They argued that the **unemployment rate** could not be ***sustained below a certain level***, a level they called the “**natural rate of unemployment.**”
- The natural rate of unemployment is the ***unemployment rate*** such that the **actual inflation rate** is equal to the **expected inflation rate.**
- It is the **minimum unemployment rate**, which includes only ***frictional*** and ***structural unemployment*** (not include cyclical unemployment)

Natural Rate of Unemployment

$$\pi_t - \pi_{t-1} = -\alpha(u_t - u_n)$$

- This relation gives *another way of thinking about the **Phillips curve*** in terms of the ***actual*** and the ***natural unemployment rates***, and the ***change in the inflation rate***.

Natural Rate of Unemployment

- *If policymakers* try to maintain unemployment below its natural rate, the inflation will **accelerate** with each successive attempt.
- The result is a *self-fulfilling spiral* of **wage and price** increases.
- The natural unemployment rate is referred as the *non-accelerating inflation* rate of unemployment (NAIRU).

Modern Monetary Theory

Modern Monetary Theory

- **‘Modern monetary theory’ (MMT)** has *become a much-discussed topic in policy recently*. US Congresswoman, *Ocasio-Cortez*, stressed its importance to **boost public spending for education and medical services**
- *Former ECB President Mario Draghi* mentioned about MMT and former *Fed Vice Chairman Stanley Fischer* said **central banks should put money “directly in the hands of public and private sector spenders.”**

Modern Monetary Theory

- **Modern monetary theory (MMT):** government with a fiat money system *can print as much money as they need* to spend since *it could not be insolvent*.
- If a nation's *expenditure exceeds its revenues*, it incurs a **government deficit**, which can *be financed by 'debt monetization'*

Modern Monetary Theory

- **Monetizing debt** is a *two-step process*
 - The **government issues debt** (*government bond*) to **cover its spending**
 - The **central bank purchases bond** *from secondary markets through open market operation*, and **perpetually rolls it over**, leaving the system an **increased supply of money**
- **Taxes** would drain money *from consumers and businesses* so total spending in the economy **won't be excessive** to keep inflation under control.

Features of MMT

The **dominance of fiscal policy** over monetary policy - ***fiscal policy is effective*** while *monetary policy is ineffective*

- **Monetary accommodation** in a downturn does **not** necessarily ***generate sufficient demand for credit*** when the *outlook on firm profitability and household income* remains ***weak***
- A **cut in interest rates** ***could be economically contractionary,*** since **reduced interest income** **discourages** active private sector ***spending.***
- **Monetary easing** tends to promote an **accumulation of private sector debt** and thus ***reduce private sector net wealth.***

Why MMT should be considered as alternative monetary policy

- **Public spending** should intensively *prioritize productivity-enhancing infrastructure, human capital, and innovation*, which would raise potential economic growth and thereby **prevent substantial inflation**.
- Government should **issue its own currency** rather than *issue bonds* that are *sensitive to investor sentiment* and *subject to volatility*.

Why MMT should be considered as alternative monetary policy

- **Government debt** is *more desirable* and *sustainable* than *private sector debt*.
- In contrast, **growing private sector debt** *reduces net financial wealth* within the private sector and *amplifies default risk*.

Critiques on MMT

- *Lawrence Summers*, the former Treasury secretary and *Paul Krugman*, Nobel prize laureate worried that **MMT will give a bad name** to their more *conventionally **dovish** views on deficits*.
- Trying to ***use fiscal policy to steer the economy*** is a ***proven failure*** because politicians ***rarely*** act ***quickly enough*** to respond to ***economic downturn***.
- Politicians ***hardly*** impose higher taxes or lower spending to cope with rising inflation.

End of lecture