

## Assignment 1

Assigned on Feb 17<sup>th</sup>, 2022. To be submitted on Feb 26<sup>th</sup>, 2022 before midnight

---

### Instructions

- (1) Please read the instruction carefully. Also take this habit with you into the exam room.
- (2) Please read each question carefully and answer the questions straightforwardly. Always provide economic reasons at least a paragraph for your analysis, or a graph when necessary, even when the question does not indicate so.
- (3) Handing and submitting assignments are only available via BE Moodle.

### Answering the questions and preparing answer sheets

- (1) Answers are to be handwritten, in either digital or analog form, in a blank canvas or any clean paper. Make sure that your handwriting is clearly visible and readable.
- (2) There is no need to rewrite the question. Just indicate the question number clearly for each of the answer, such as 1.a).
- (3) When done, for the digital case, collage all the pages into a single PDF file. For those who write on sheets of paper, take photo of all pages then convert all of them into a single PDF file as well.
- (4) Name your PDF file as StudentID\_YourNickname, such as 640123456\_Bo.

### Submitting your answers

- (1) Make sure your file does not exceed 10MB. This is the maximum file size for BE Moodle upload.
- (2) Login to BE Moodle, head into the course, then the assignment topic.
- (3) Choose your file to submit. Done. There will be timestamp for your upload date and time, so please make sure to not submit later than that.

1. A human civilization finds a new wood source of total 120 units. Wood can either be used to produce spear or bow for hunting. A wood master then calculates that in order to produce a spear, it takes 4 units of wood while 3 units for a bow. Answer the following questions.

1.a) Assumed that the opportunity cost of using this 120 units of wood to produce the products is constant, draw a production possibility curve (PPC), displaying quantity of spear on the vertical axis and quantity of bow on the horizontal axis, and indicate all the essential details in the graph and explain.

1.b) How much is the opportunity cost for a spear, in terms of bow? Show how you calculate this figure.

1.c) With this newly found resource, is it possible for this civilization to produce 20 spears and 12 bows? If it is, is this option efficient? Display this option on a graph from (a) and explain.

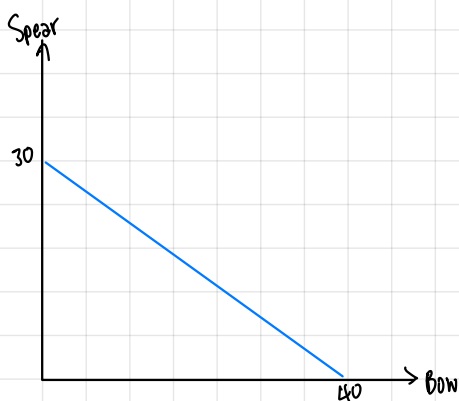
1.d) If a new method of making bow is discovered and requires only 1.5 units of wood for each bow, how does it affect the PPC and the opportunity cost for a spear? Illustrate the change and explain.

2. Few years ago, the MRT Purple Line electrical train opened to the public but with unexpected low ridership, the operator of MRT decided to lower the fare from 42 to 29 baht per trip. As a result, the number of passengers increased from 20,000 to 21,000 commuters.

2.a) What is the price elasticity of demand for MRT Purple Line? Show your work.

2.b) If the MRT operator decides to reduce the fare even further from 29 to 15 baht per trip. Do you think this price-reduction strategy will help increasing total revenue of MRT Purple Line? Give a clear explanation with support of a diagram.

1.a) Assumed that the opportunity cost of using this 120 units of wood to produce the products is constant, draw a production possibility curve (PPC), displaying quantity of spear on the vertical axis and quantity of bow on the horizontal axis, and indicate all the essential details in the graph and explain.



120 units of wood can produce :

$$\text{Spear} - \frac{120}{40} = 30 \text{ units}$$

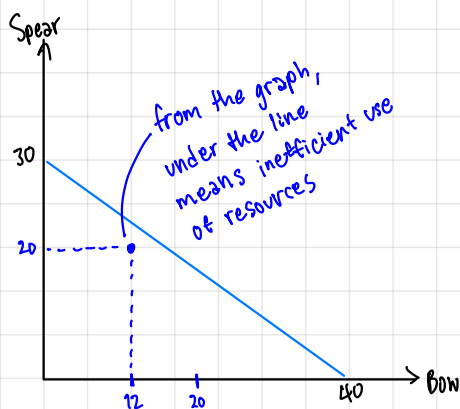
$$\text{Bow} - \frac{120}{30} = 40 \text{ units}$$

1.b) How much is the opportunity cost for a spear, in terms of bow? Show how you calculate this figure.

Producing 30 spears = 40 bows

to produce a spear, it will cost  $\frac{40}{30} = 1.33$  bows.

1.c) With this newly found resource, is it possible for this civilization to produce 20 spears and 12 bows? If it is, is this option efficient? Display this option on a graph from (a) and explain.



20 spears =  $20 \times 4 = 80$  woods

$120 - 80 = 40$  woods left

12 bows =  $12 \times 3 = 36$  woods

$40 - 36 = 4$  wood left (not efficient but possible)

1.d) If a new method of making bow is discovered and requires only 1.5 units of wood for each bow, how does it affect the PPC and the opportunity cost for a spear? Illustrate the change and explain.



use only 1.5 wood for a bow, the capacity to produce will increase.

$120 \div 1.5 = 80$

The opportunity cost of a spear will rise,  $\frac{80}{30} = 2.66$  bows

PPC is tilted counter-clockwise.

2. Few years ago, the MRT Purple Line electrical train opened to the public but with unexpected low ridership, the operator of MRT decided to lower the fare from 42 to 29 baht per trip. As a result, the number of passengers increased from 20,000 to 21,000 commuters.

2.a) What is the price elasticity of demand for MRT Purple Line? Show your work.

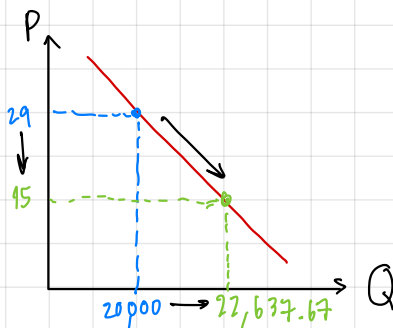
$$\begin{aligned} \epsilon^d &= \frac{Q_1 - Q_0}{P_1 - P_0} \times \frac{P_0}{Q_0} \\ &= \frac{21000 - 20000}{29 - 42} \times \frac{42}{20000} \\ &= \frac{-1000}{13} \times \frac{42}{20000} = \frac{-21}{130} = -0.162 \end{aligned}$$

$$\epsilon^d = \frac{\% \Delta Q^d}{\% \Delta P} = 0.162$$

$\therefore$  When price increase by 1%,  $Q^d$  will decrease by 0.162%.

2.b) If the MRT operator decides to reduce the fare even further from 29 to 15 baht per trip.

Do you think this price-reduction strategy will help increasing total revenue of MRT Purple Line? Give a clear explanation with support of a diagram.



$$\begin{aligned} \epsilon^d &= \frac{Q_2 - Q_1}{P_2 - P_1} \times \frac{P_1}{Q_1} = \frac{-21}{130} \\ &= \frac{Q_2 - 21000}{15 - 29} \times \frac{29}{21000} = \frac{-21}{130} \\ &= \frac{609000 - 29Q_2}{294000} = \frac{-21}{130} \\ Q_2 &= \frac{8534400}{377} = 22637.67 \end{aligned}$$

Will price-reduction help increase total revenue?

$$\text{Total revenue} = P \times Q$$

before  $P \downarrow$

$$\begin{aligned} P_1 \times Q_1 &= 29 \times 21000 \\ &= 609,000 \end{aligned}$$

after  $P \downarrow$

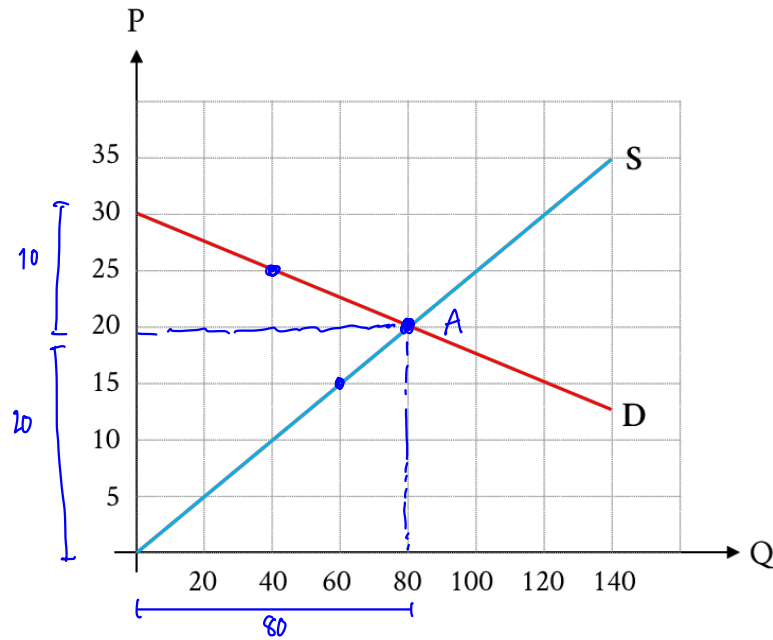
$$\begin{aligned} P_2 \times Q_2 &= 15 \times 22637.67 \\ &= 339,565.05 \end{aligned}$$

$\therefore$  from what we know, when  $Q_d$  increase due to price-reduction, the total revenue is decreasing. This means, reducing the price doesn't increase the total revenue.

Assignment 1

Assigned on Feb 17<sup>th</sup>, 2022. To be submitted on Feb 26<sup>th</sup>, 2022 before midnight

3. Assumed that a headphones market is perfectly competitive, demand and supply for headphones are illustrated in the graph below. Answer the following questions.



- 3.a) Calculate price elasticity of demand and price elasticity of supply at the equilibrium price.
- 3.b) Calculate both consumer and producer surplus at the socially optimum price and quantity.
- 3.c) Now supposed that all the producers collude and become a monopoly, they can charge the price at \$25. Consequently, total quantity in this headphones market becomes 40 pairs. Discuss the change in both consumer surplus and producer surplus.
- 3.d) Is there any deadweight loss due to the collusion? If there is, how much is it?

3. Assumed that a headphones market is perfectly competitive, demand and supply for headphones are illustrated in the graph below. Answer the following questions.

3.a) Calculate price elasticity of demand and price elasticity of supply at the equilibrium price.

$$\begin{aligned}\Sigma^d &= \frac{Q_1 - Q_0}{P_1 - P_0} \times \frac{P_0}{Q_0} \\ &= \frac{80 - 40}{20 - 25} \times \frac{25}{40} \\ &= \frac{40}{-5} \times \frac{25}{40} = -9\end{aligned}$$

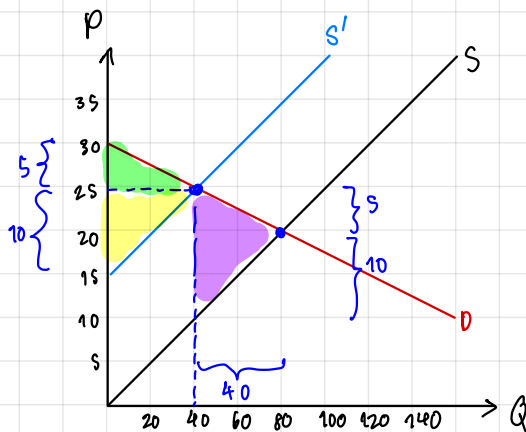
$$\begin{aligned}\Sigma^s &= \frac{(Q_1 - Q_0)/Q_0}{(P_1 - P_0)/P_0} \\ &= \frac{80 - 60}{60} \div \frac{20 - 15}{15} \\ &= \frac{20^1}{60^3} \div \frac{5^1}{15^3} = 1\end{aligned}$$

3.b) Calculate both consumer and producer surplus at the socially optimum price and quantity.

$$CS = \frac{1}{2} \times 80 \times 10 = 400$$

$$PS = \frac{1}{2} \times 80 \times 20 = 800$$

3.c) Now supposed that all the producers collude and become a monopoly, they can charge the price at \$25. Consequently, total quantity in this headphones market becomes 40 pairs. Discuss the change in both consumer surplus and producer surplus.



Due to increasing in Prices, the producer can sell less headphones.

This mean the consumer surplus & producer surplus will be smaller.

$$CS = \frac{1}{2} \times 40 \times 5 = 100$$

$$PS = \frac{1}{2} \times 40 \times 10 = 200$$

3.d) Is there any deadweight loss due to the collusion? If there is, how much is it?

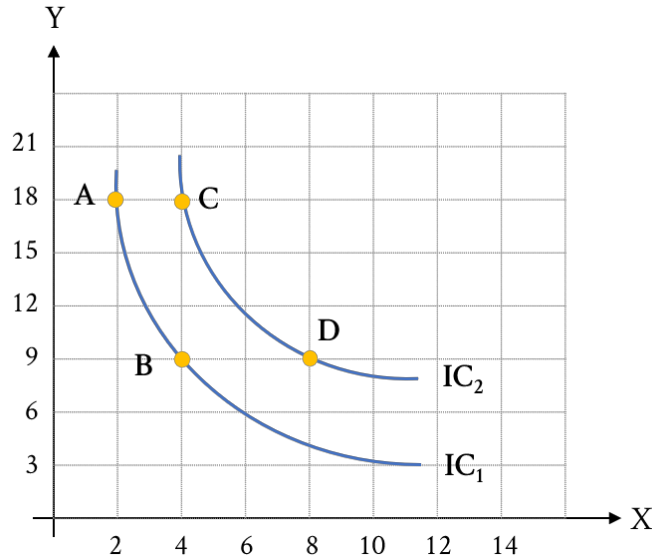
$$\text{the dead weight loss} = \left[ \frac{1}{2} \times 40 \times 5 \right] + \left[ \frac{1}{2} \times 40 \times 10 \right]$$

$$= 100 + 200 = 300 \neq$$

Assignment 1

Assigned on Feb 17<sup>th</sup>, 2022. To be submitted on Feb 26<sup>th</sup>, 2022 before midnight

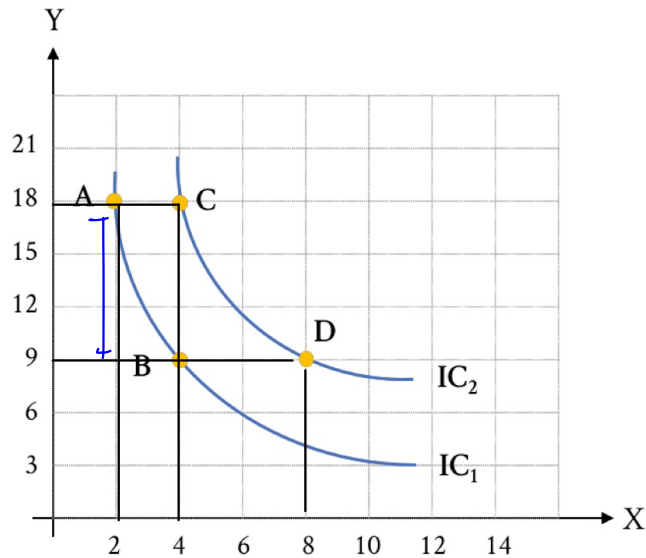
4. A consumer finds that for him/her avocado (X) and nuts (Y) are substitutes. Assumed that this consumer yields 8 and 12 utils on IC1 and IC2 respectively, show your work and answer the following questions.



- 4.a) Measured from point A to B, assumed  $P_y$  is 10 baht per unit, how much  $P_x$  must be to make you conclude that the consumer's equilibrium is on point B?
- 4.b) Measured from point A to B, assumed  $P_x$  is 180 baht per unit, how much budget does this consumer has to achieve the equilibrium on point B?
- 4.c) Measured from point C to point D, how much is the average marginal utility per unit of avocado?
- 4.d) Show that this consumer's utility received from consuming avocado is in accordance with the law of diminishing marginal utility, using any essential information from any point. (But highly recommend that you consider all the points)

\*\*\*\*\*

4. A consumer finds that for him/her avocado (X) and nuts (Y) are substitutes. Assumed that this consumer yields 8 and 12 utils on IC1 and IC2 respectively, show your work and answer the following questions.



4.a) Measured from point A to B, assumed  $P_y$  is 10 baht per unit, how much  $P_x$  must be to make you conclude that the consumer's equilibrium is on point B?

consumer equilibrium condition:  $\frac{MU_x}{MU_y} = \frac{P_x}{P_y} \quad \left| \frac{\Delta Y}{\Delta X} \right| = \frac{P_x}{P_y} \quad \left| \frac{18-9}{2-4} = \frac{P_x}{10} \right| \quad \frac{9}{2} \times 10 = \frac{P_x}{10} \quad \therefore P_x = 45$

4.b) Measured from point A to B, assumed  $P_x$  is 180 baht per unit, how much budget does this consumer has to achieve the equilibrium on point B?

consumer's equilibrium condition:  $\frac{MU_x}{MU_y} = \frac{P_x}{P_y} \quad \left| \frac{\Delta Y}{\Delta X} \right| = \frac{P_x}{P_y} \quad \left| \frac{18-9}{2-4} \right| = \frac{180}{P_y} \quad \frac{9}{2 \times 180} = \frac{1}{P_y} \quad \therefore P_y = 40$

4.c) Measured from point C to point D, how much is the average marginal utility per unit of avocado?

C to B,  $\Delta x = 4 - 4 = 0$  ∴ C to D, average marginal unit of avocado equals to 4.  
 B to D,  $\Delta x = 4 - 8 = -4$

4.d) Show that this consumer's utility received from consuming avocado is in accordance with the law of diminishing marginal utility, using any essential information from any point. (But highly recommend that you consider all the points)

According to the law of diminishing utility, MU from consuming avocado diminish as the quantity of avocado consumer consume increases. From the graph, Point A on IC<sub>2</sub>, there're small value of x (high MU<sub>x</sub>) and as value of x increases MU<sub>x</sub> decreases as in point C.